

Titanium (C252)

PARTS CATALOG

First edition, February 2003

Ricoh Company, LTD.

Titanium (C252)

Titanium (C252)

PARTS CATALOG

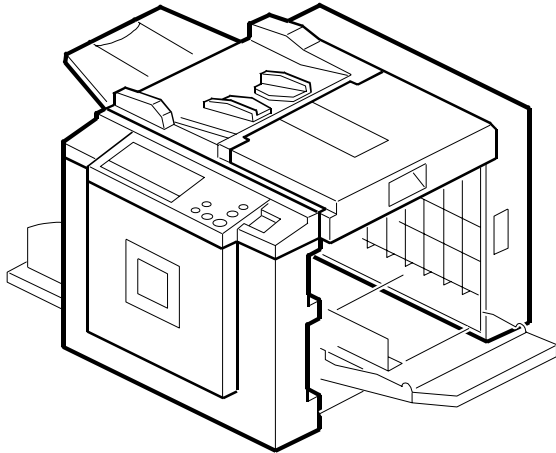
This catalog gives the numbers and names of parts on this machine.

LOCATION OF UNIT	2	17.DRIVE AND FRAME SECTION (C252)	38
1.EXTERIOR (C252)	6	18.FRAME SECTION (C252)	40
2.OPERATION PANEL (C252)	8	19.CONTROL BOARD (C252)	42
3.SCANNER SECTION (C252).....	10	20.DECALS AND DOCUMENTS (C252)	46
4.PAPER TABLE (C252).....	12	PARTS INDEX.....	4
5.PAPER RESISTRATION (C252)	14		
6.PAPER FEED SECTION (C252)	16		
7.PLOTTER UNIT 1 (C252)	18		
8.PLOTTER UNIT 2 (C252)	20		
9.PRESS ROLLER SECTION (C252).....	22		
10.DRUM UNIT 1 (C252)	24		
11.DRUM UNIT 2 (C252)	26		
12.DRUM UNIT 3 (C252)	28		
13.VACUUME FAN UNIT (C252).....	30		
14.DELIVARY TABLE (C252)	32		
15.MASTER EJECT UNIT (C252)	34		
16.ELECTRICAL AND DRIVE SECTION (C252) ...	36		

February ,28 ' 2003

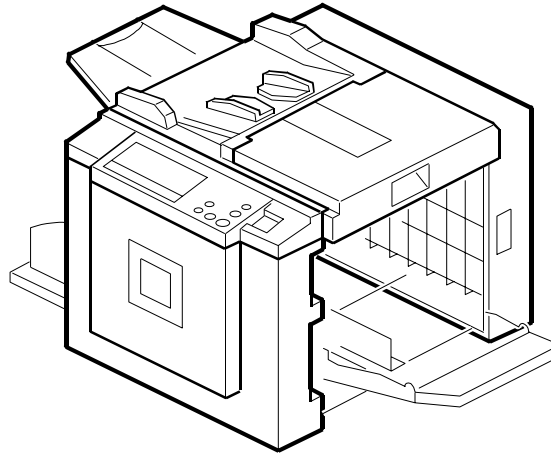
LOCATIONS OF UNITS

1. EXTERIOR (C252)



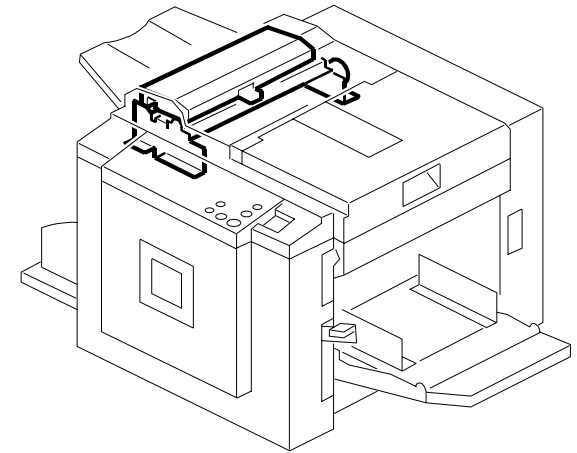
See Page 7

2. OPERATION PANEL (C252)



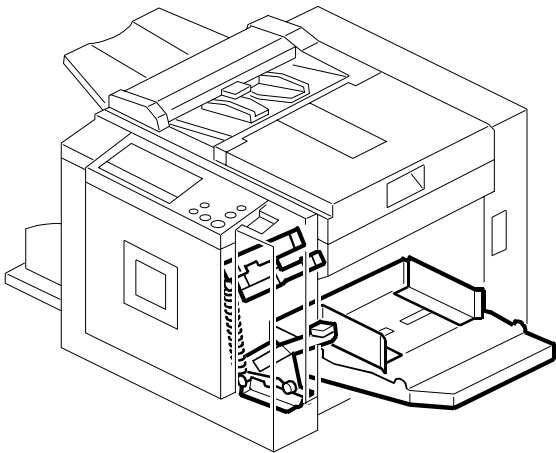
See Page 9

3. SCANNER SECTION (C252)



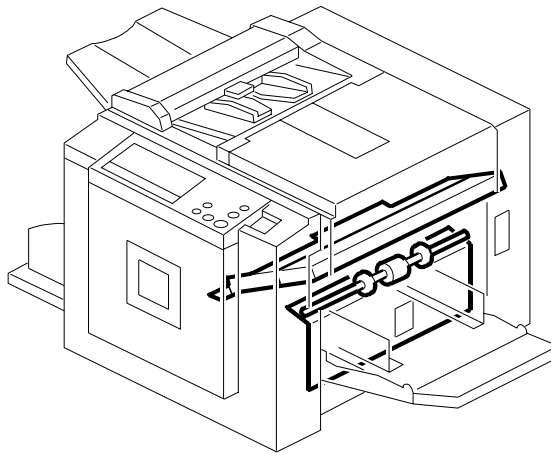
See Page 11

4. PAPER TABLE (C252)



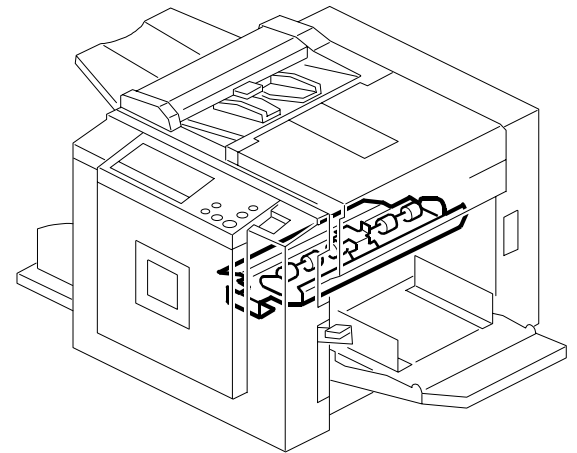
See Page 13

5. PAPER RESISTRATION (C252)



See Page 15

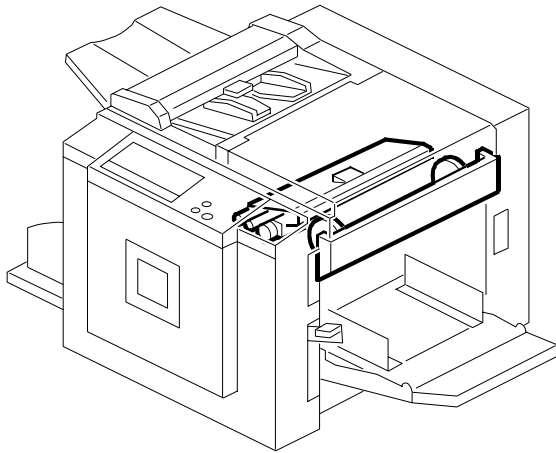
6. PAPER FEED SECTION (C252)



See Page 17

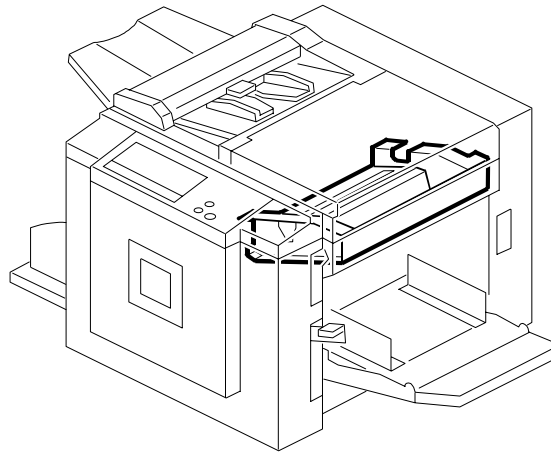
LOCATIONS OF UNITS

7. PLOTTER UNIT 1 (C252)



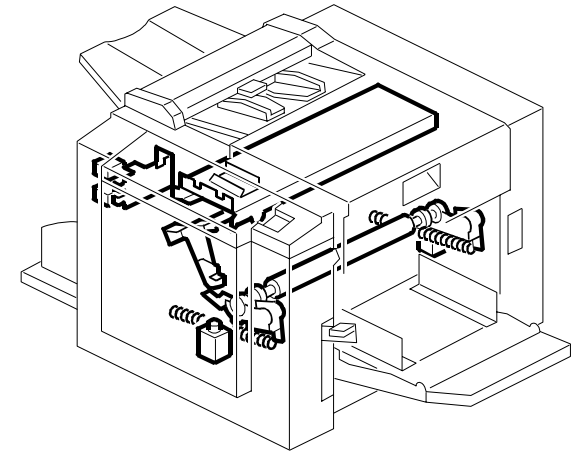
See Page 19

8. PLOTTER UNIT 2 (C252)



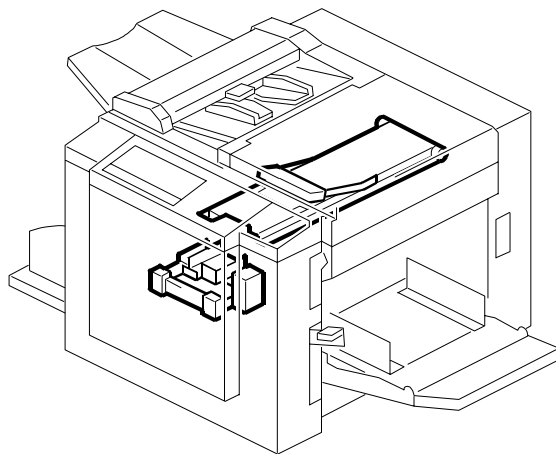
See Page 21

9. PRESS ROLLER SECTION (C252)



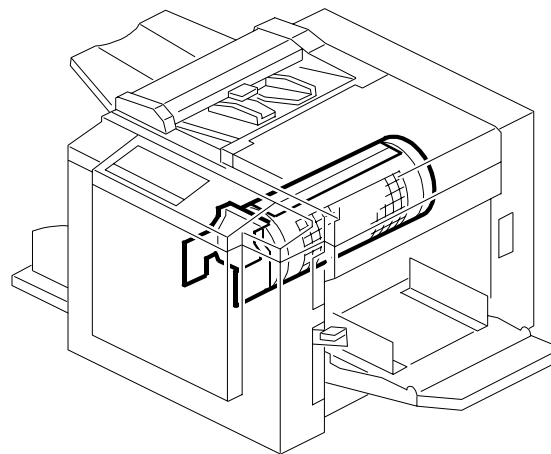
See Page 23

10. DRUM UNIT 1 (C252)



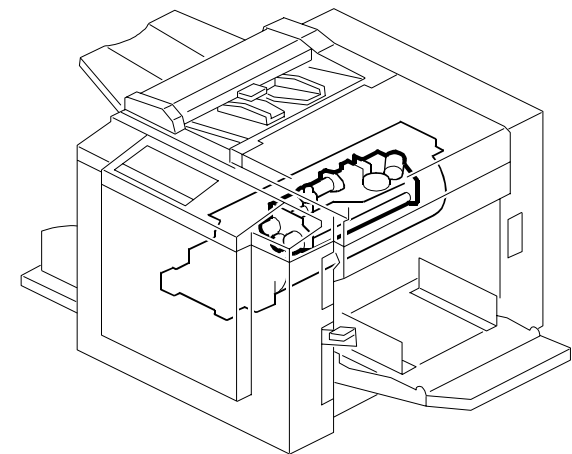
See Page 25

11. DRUM UNIT 2 (C252)



See Page 27

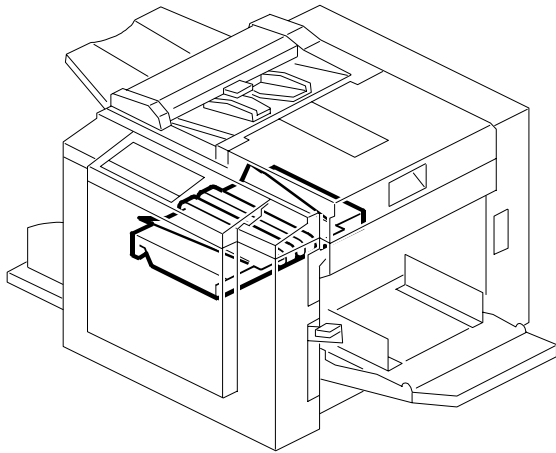
12. DRUM UNIT 3 (C252)



See Page 29

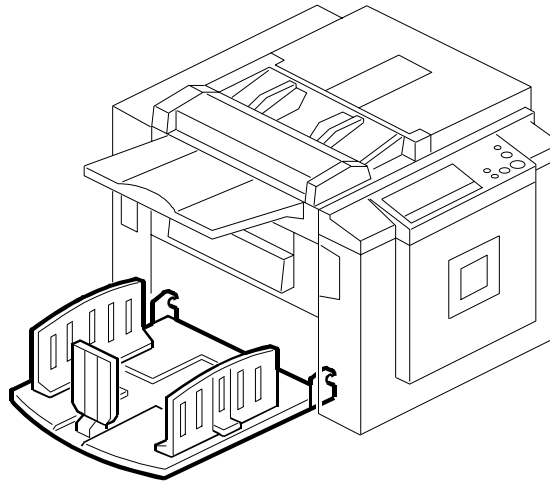
LOCATIONS OF UNITS

13. VACUUME FAN UNIT (C252)



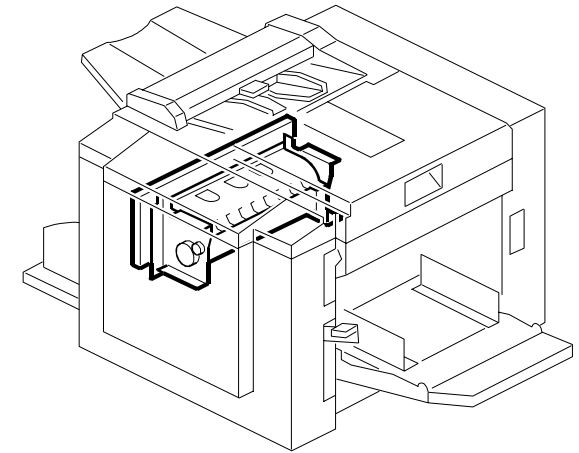
See Page 31

14. DELIVERY TABLE (C252)



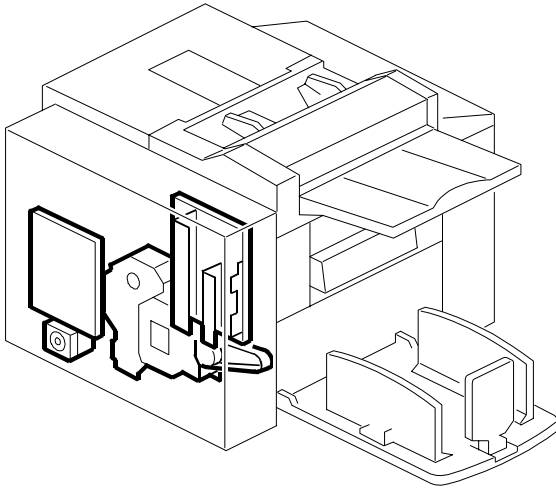
See Page 33

15. MASTER EJECT UNIT (C252)



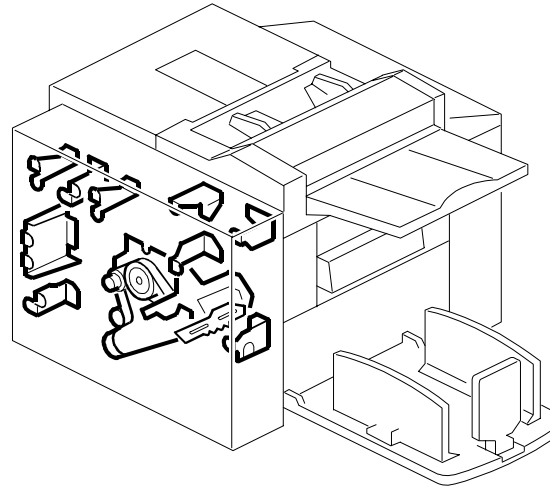
See Page 35

16. ELECTRICAL AND DRIVE SECTION



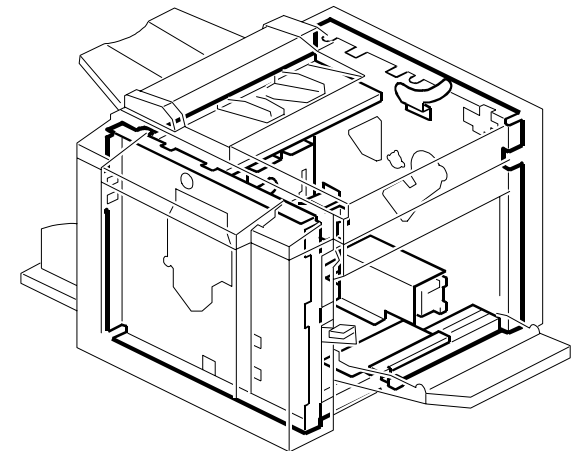
See Page 37

17. DRIVE AND FRAME SECTION (C252)



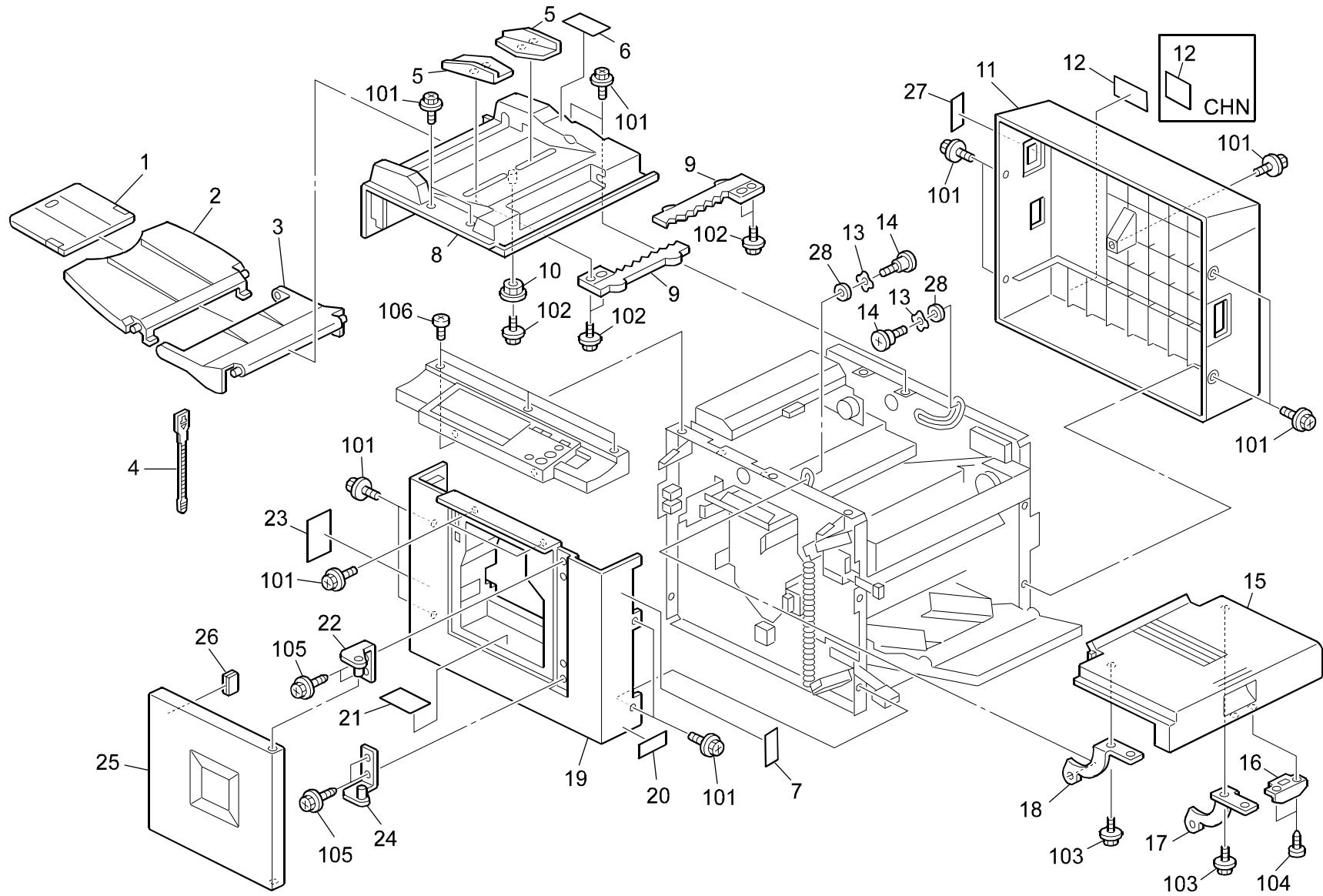
See Page 39

18. FRAME SECTION (C252)



See Page 41

1.EXTERIOR (C252)

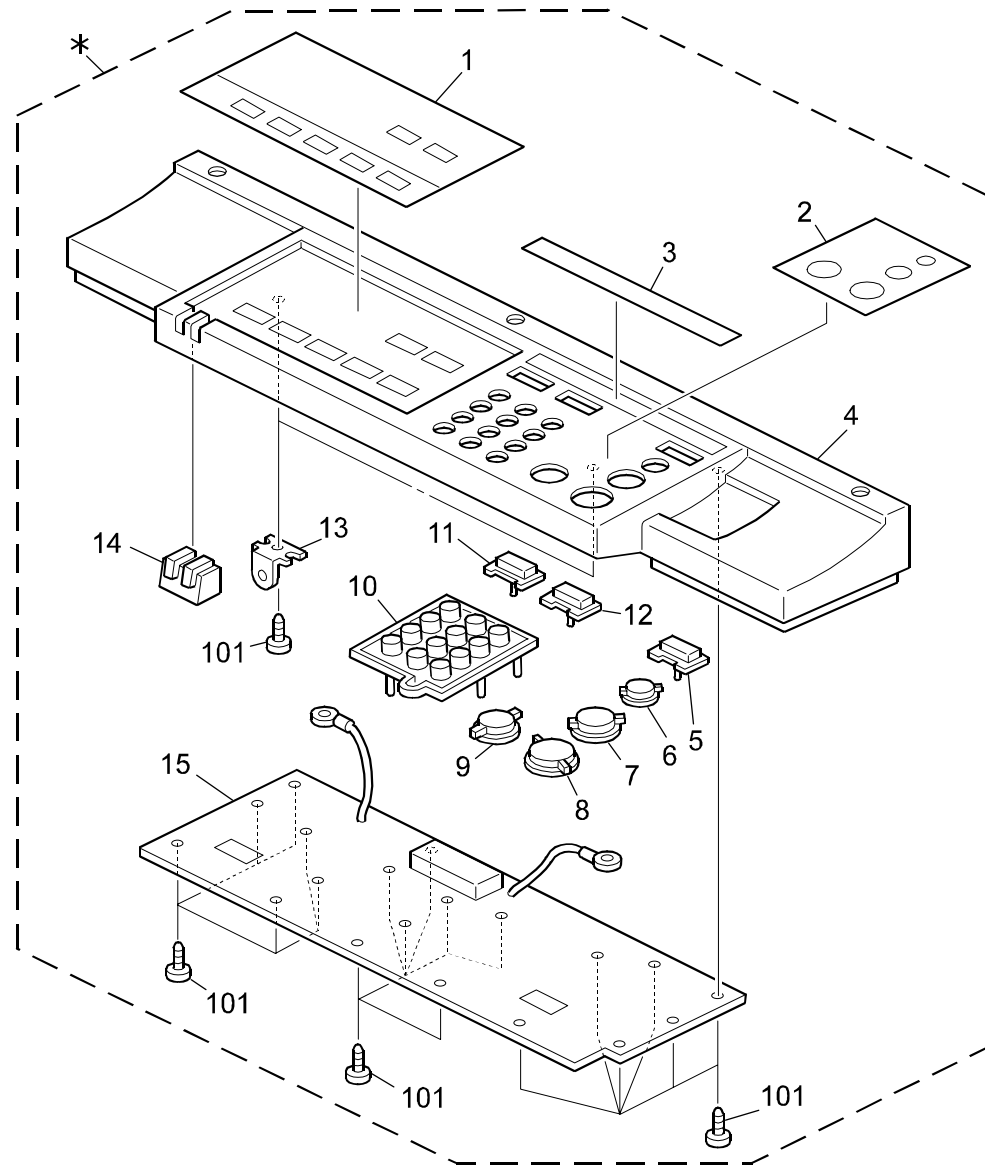


1.EXTERIOR (C252)

Index No.	Part No.	Description	Q'ty Per Assembly
1	H545 4315	Document Tray Extention	1
2	H535 4201	Document Tray	1
3	H545 4311	Document Table - 1	1
4	2803 0006	Cord Binder	1
5	C252 1734	Side Fence:Original	2
6	C252 1739	Decal:Original Insert	1
7	C252 1344	Decal:Paper Feed Pressure:Chn	1
8	C252 1731	Cover:Fix:Image Reading Unit	1
9	C252 1732	Rack:Original:Guide	2
10	C252 1735	Gear:Original:Guide	1
11	C252 1303	Cover:Rear	1
12	A204 1299	Decal (CHN)	1
12	AA00 1381	Label:FCC/15-B:CSA:CLASS-A	1
13	C252 1325	Spring Washer:6.4x11x1.5	2
14	5419 5714	Stepped Screw - M4	2
15	C252 1304	Cover:Plotter	1
16	AG07 0004	Magnetic Catch	1
17	C252 1322	Guide:Rear:Cover:Plotter	1
18	C252 1321	Guide:Front:Cover:Plotter	1
19	C252 1302	Cover:Front	1
20	C252 1342	Decal:Separation Change	1
21	C238 1312	Decal - Exit Pawl	1
22	C252 1311	Hinge:Door:Upper:Ass'y	1
23	C252 1341	Decal:Caution Chart	1
24	C252 1312	Hinge:Door:Lower:Ass'y	1
25	C252 1301	Cover:Door	1
26	AG07 0014	Magnet Catch	1
27	C252 1345	Decal:Main Switch:Chn	1
28	AA13 2169	Spacer - 5.7x16x1.5	

Index No.	Part No.	Description	Q'ty Per Assembly
101	0451 4008H	Tapping Screw - 4x8	
102	0450 3006B	Tapping Screw - M3x6	
103	0450 3008B	Tapping Screw - M3x8	
104	0452 3008B	Tapping Screw - M3x8	
105	0450 4008B	Tapping Screw - 4x8	
106	0353 0060Z	Screw - M3X6	

2.OPERATION PANEL (C252)

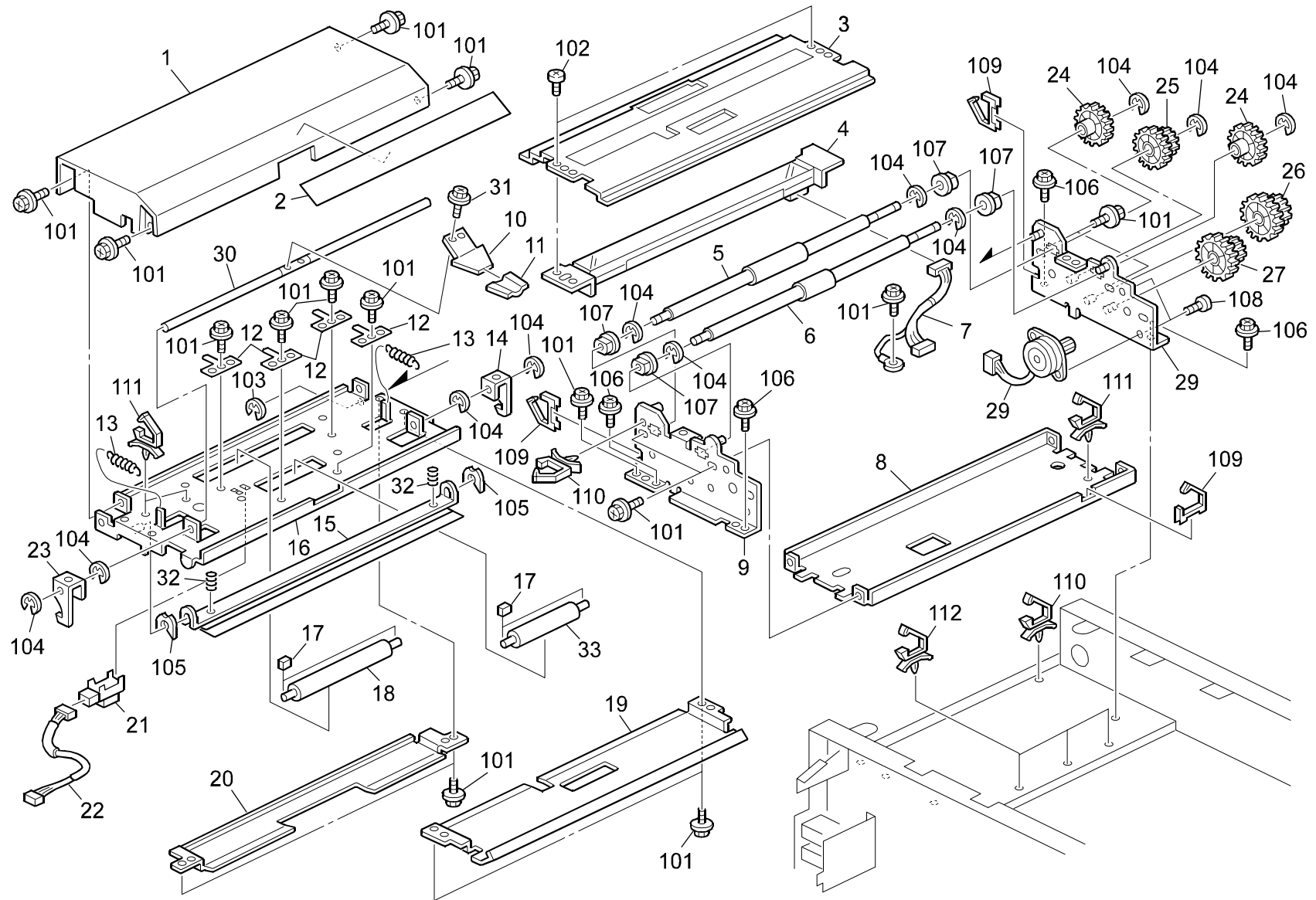


2.OPERATION PANEL (C252)

Index No.	Part No.	Description	Q'ty Per Assembly
*	C252 1450	Operation Panel:English:mm:Ass'y	1
*	C252 1451	Operation Panel:English:Inch:Ass'y	1
*	C252 1452	Operation Panel:Chinese:Ass'y	1
1	C252 1481	Shield:Paper Jam:English:Inch	1
1	C252 1482	Shield:Paper Jam:English:mm	1
1	C252 1483	Shield:Paper Jam:Chinese	1
2	C252 1486	Shield:Start:English	1
2	C252 1487	Shield:Start:Chinese	1
3	C252 1484	Shield:On Line:English	1
3	C252 1485	Shield:On Line:Chinese	1
4	C252 1460	Case:Operation Panel	1
5	C252 1477	Keytop:Contenance	1
6	C252 1472	Keytop:Try Print	1
7	C252 1473	Keytop:Start	1
8	C252 1474	Keytop:Print	1
9	C252 1471	Keytop:Clear	1
10	C252 1470	Keytop:10key	1
11	C252 1475	Keytop:On Line	1
12	C252 1476	Keytop:Clear Modes	1
13	C252 1491	Bracket:Operation Sub-unit	1
14	C252 1492	Lens:LED	1
15	C252 5160	PCB:Operation Sub-unit:Ass'y	1

Index No.	Part No.	Description	Q'ty Per Assembly
101	0452 3008B	Tapping Screw - M3x8	

3. SCANNER SECTION (C252)

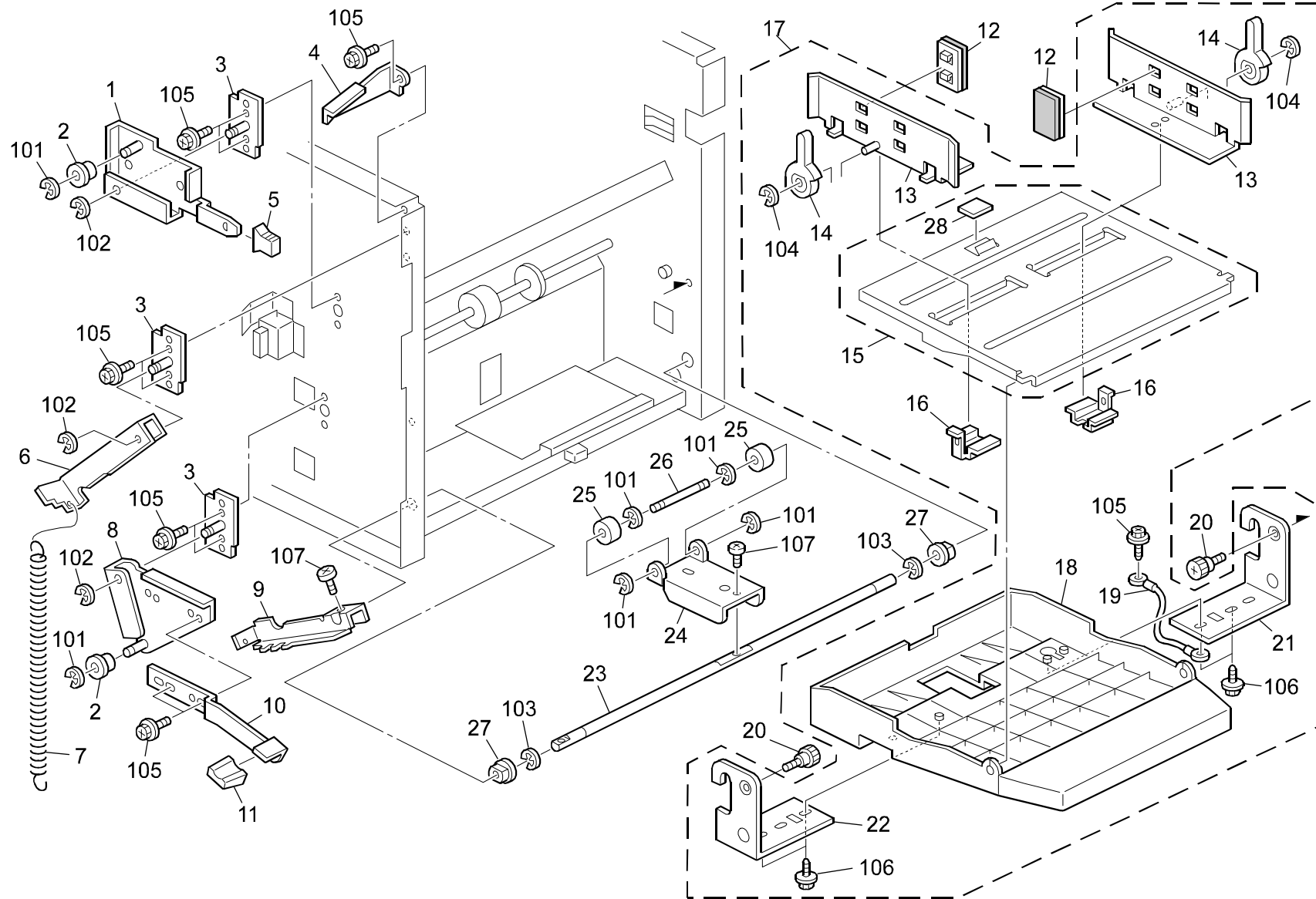


3. SCANNER SECTION (C252)

Index No.	Part No.	Description	Q'ty Per Assembly
1	C252 1733	Cover:Open And Close	1
2	C252 1738	Decal:Scale	1
3	C252 1721	Guide Plate:Fix:Ass'y	1
4	C252 1740	Contact Image Sensor	1
5	C252 1706	Exit Roller:Fix:Image Reading Unit	1
6	C252 1702	Transport Roller:Fix:Image Reading Unit	1
7	C252 5280	Harness:Cis:Ass'y	1
8	C252 1696	Stay:Fix:Image Reading Unit	1
9	C252 1670	Side Plate:Fix:Front:Ass'y	1
10	C252 1804	Bracket:Grip:Open And Close	1
11	C252 2783	Knob:Lever:Pressure:Paper Feed Tray	1
12	C252 1785	Spring Plate:Pressure:Paper Feed Roller	4
13	C252 1805	Tension Spring:Grip:Open And Close	2
14	C252 1803	Hook:Open And Close:Rear	1
15	C252 1757	Pressure Plate:Shading:Ass'y	1
16	C252 1660	Frame:Open And Close	1
17	C252 1784	Spacer:Roller:Open And Close	2
18	C252 1792	Exit Roller:Open And Close	2
19	C252 1766	Guide Plate:Open And Close:Image Read	1
20	C252 1767	Guide Plate:Open And Close:Image Read	1
21	AW01 0098	Photointerrupter - GP2A231LRSA	1
22	C252 5281	Harness:Original Sensor:Leading Edge:Ass'y	1
23	C252 1802	Hook:Open And Close:Front	1
24	C252 1712	Gear:Transport Roller:Image Reading Unit	2
25	C252 1711	Gear:Idler:2:Image Reading Unit	1
26	C252 2133	Gear:Idler:1:Platen	1
27	C252 2134	Gear:Idler:Stepper Motor	1
28	C252 1680	Side Plate:Fix:Rear:Ass'y	1
29	C252 5843	Stepper Motor:mm42:Plotter:Ass'y	1
30	C252 1801	Shaft:Grip:Open And Close	1
31	C252 1753	Screw:M3x8	1
32	C252 1762	Compression Spring:Pressure Plate:Image	1
33	C252 1782	Paper Feed Roller:Open And Close	1


Index No.	Part No.	Description	Q'ty Per Assembly
101	0451 3006B	Tapping Screw - M3x6	
102	0353 0060Z	Screw - M3X6	
103	0720 0030Z	Retaining Ring - M3	
104	0720 0040E	Retaining Ring - M4	
105	0805 0092	Retaining Ring - 3m	
106	0451 3008W	Tapping Screw M3x8	
107	0805 3480	Bushing - 6mm	
108	0353 0060Z	Screw - M3X6	
109	1105 0522	Edge Saddle - Les0510	
110	1105 0511	Harness Clamp - LWS-0306ZC	
111	1105 0516	Clamp	
112	1105 0488	Harness Clamp	

4.PAPER TABLE (C252)

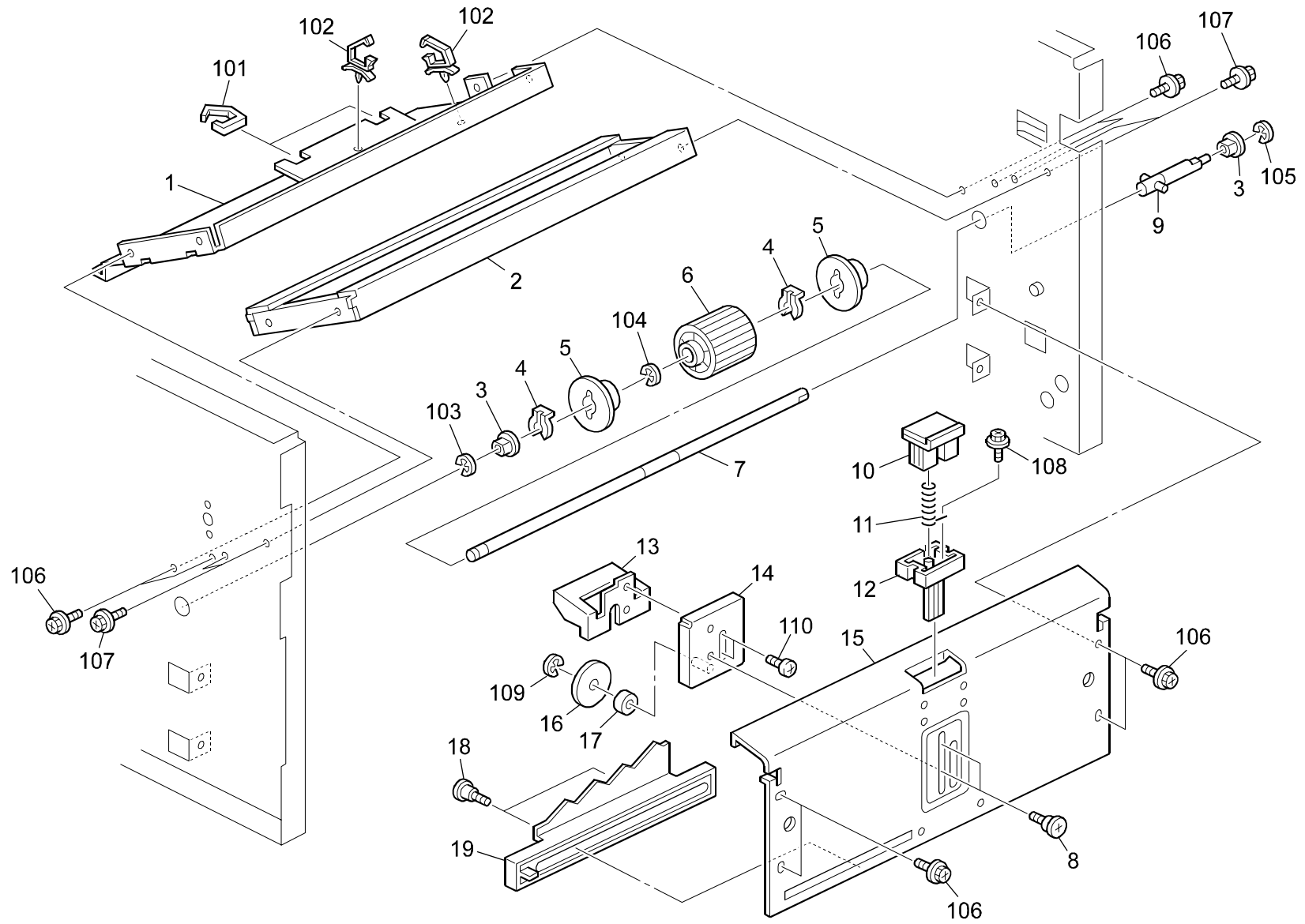


4.PAPER TABLE (C252)

Index No.	Part No.	Description	Q'ty Per Assembly
1	C252 2786	Lever:Change:Paper Feed Pressure:Peen	1
2	C252 2778	Collar:Start:Pressure:Paper Feed Tray	2
3	C252 1062	Shaft:Arm:Paper Feed:Ass'y	3
4	C252 1551	Bracket:Plate:Panel	1
5	C238 2932	Lever Knob	1
6	C252 2790	Arm:Change:Paper Feed Pressure	1
7	C252 2791	Spring:Pressure:Paper Feed Tray	1
8	C252 2779	Lever:Pressure:Paper Feed Tray:Peen	1
9	C252 2775	Arm:Pressure:Paper Feed Tray	1
10	C252 2782	Lever:Pressure:Paper Feed Tray	1
11	C252 2783	Knob:Lever:Pressure:Paper Feed Tray	1
12	C252 2767	Pad:Plate:Paper:Ass'y	2
13	C252 2760	Side Fence:Paper Feed:Ass'y	2
14	C252 2765	Lever:Lock:Side Fence	2
15	C252 2757	Base:Paper Feed Tray:Ass'y	1
16	C252 2766	Guide:Side Fence	2
17	C252 2750	Paper Feed Tray:Ass'y	1
18	C252 2752	Paper Feed Tray	1
19	C252 5220	Ground Wire:Paper Feed Tray:Ass'y	1
20	AA14 3500	Stepped Screw - M6	2
21	C252 2753	Bracket:Paper Feed Tray:Right	1
22	C252 2754	Bracket:Paper Feed Tray:Left	1
23	C252 2771	Shaft:Pressure:Paper Feed Tray	1
24	C252 2773	Bracket:Pressure:Paper Feed Tray	1
25	C201 4604	Drum Rail Roller	2
26	C252 2774	Shaft:Bracket:Pressure:Paper Feed Tray	1
27	5053 0419	Bushing - 10mm	2
28	C229 2840	Pad	1

Index No.	Part No.	Description	Q'ty Per Assembly
101	0720 0040E	Retaining Ring - M4	
102	0720 0060E	Retaining Ring - M6	
103	0720 0080E	Retaining Ring - M8	
104	0720 0030Z	Retaining Ring - M3	
105	0451 4006B	Tapping Screw - 4x6	
106	0450 4008B	Tapping Screw - 4x8	
107	0354 0080B	Screw - M4X8	
			

5.PAPER RESISTRATION (C252)

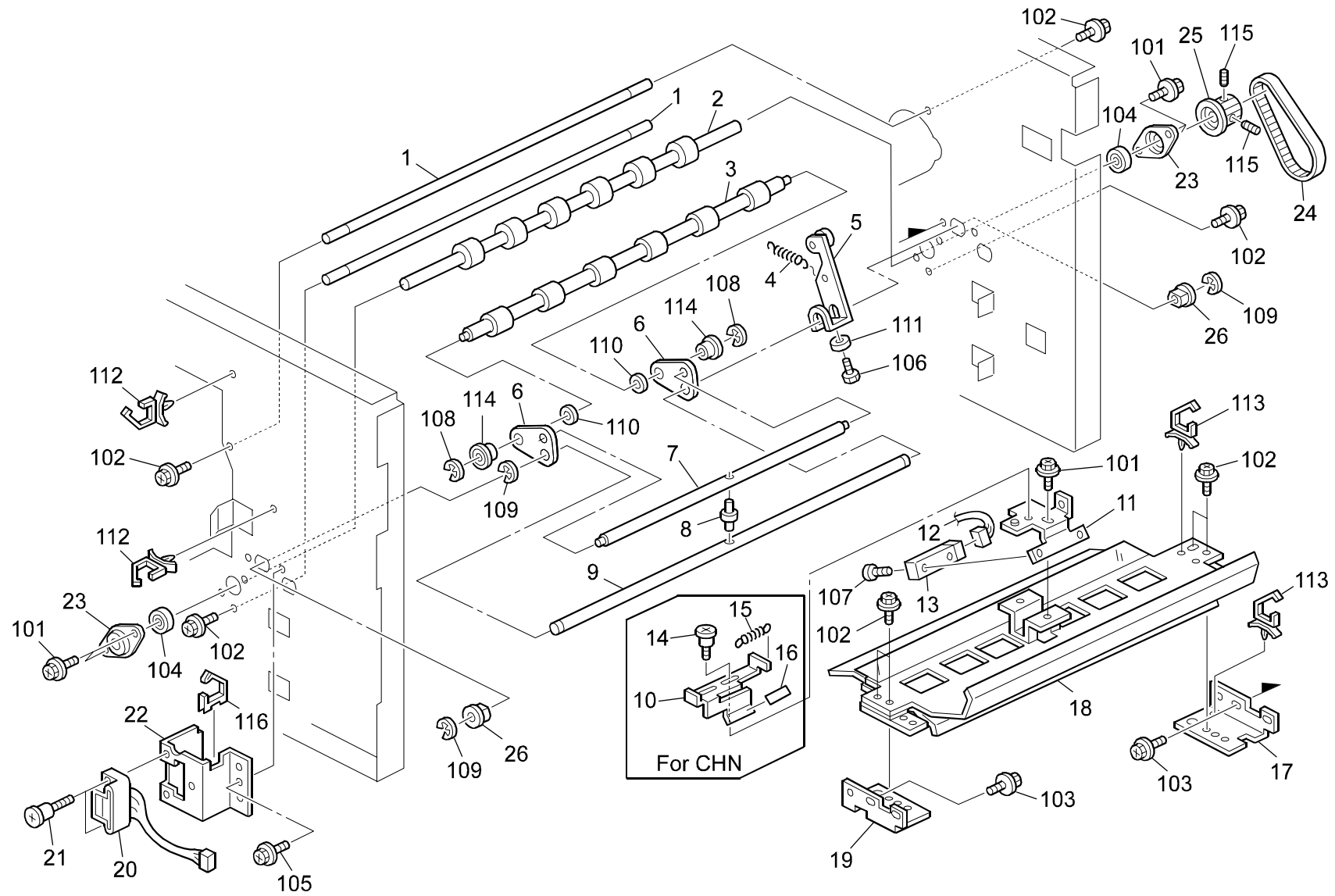


5.PAPER RESISTRATION (C252)

Index No.	Part No.	Description	Q'ty Per Assembly
1	C252 2900	Stay:Harness:Sensor:Ass'y	1
2	C252 1055	Stay:Machine Or Copier	1
3	5053 0419	Bushing - 10mm	2
4	C252 2810	Grip Rings:Mm8	2
5	5606 2066	Paper Feed Guide Disc	1
6	C252 2802	Roller:Paper Feed:Ass'y	1
7	C252 2801	Shaft:Paper Feed Roller	1
8	C236 2844	Stepped Screw	2
9	C252 2806	Shaft:Drive:Paper Feed Roller:Ass'y	1
10	C252 2820	Separation Pad:Ass'y	1
11	C252 2832	Compression Spring:Separation Pad	1
12	C252 2831	Holder:Spring:Separation	1
13	C252 2827	Adjusting Pin:Separation Sub-unit	1
14	C252 2835	Adjusting Pin:Separation Sub-unit:Auxiliary	1
15	C252 2824	Drum Stay:Paper Feed:Ass'y	1
16	C252 2838	Washer:Adjusting Pin	1
17	C201 4604	Drum Rail Roller	1
18	5419 5714	Stepped Screw - M4	2
19	C252 2839	Slider:Separation Sub-unit	1

Index No.	Part No.	Description	Q'ty Per Assembly
101	1105 0522	Edge Saddle - Les0510	
102	1105 0511	Harness Clamp - LWS-0306ZC	
103	0720 0070E	Retaining Ring - M7	
104	0720 0030Z	Retaining Ring - M3	
104	0720 0050Z	Retaining Ring - M5	
105	0720 0080E	Retaining Ring - M8	
106	0451 3006B	Tapping Screw - M3x6	
107	0451 4006B	Tapping Screw - 4x6	
108	0450 3006B	Tapping Screw - M3x6	
109	0720 0040E	Retaining Ring - M4	
110	0314 0080Z	Philips Screw - 4x8	

6.PAPER FEED SECTION (C252)

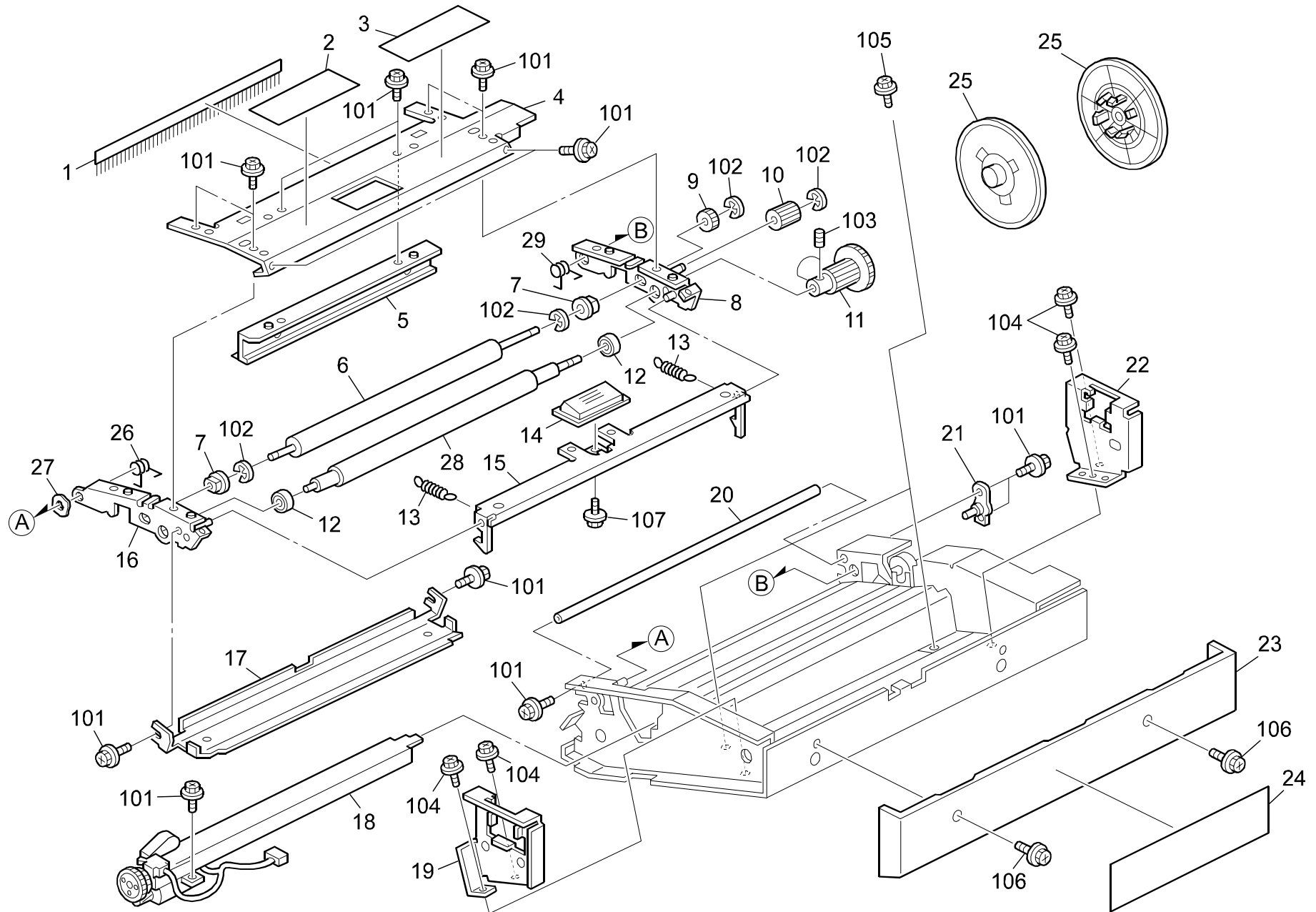


6.PAPER FEED SECTION (C252)

Index No.	Part No.	Description	Q'ty Per Assembly
1	C252 1056	Shaft:Stay:Machine Or Copier	2
2	C252 2881	Feed Roller:Lower	1
3	C252 2873	Feed Roller:Upper:Sub-ass'y	1
4	C252 2878	Spring:Pressure:Feed Roller	1
5	C252 2875	Arm:Pressure:Feed Roller:Ass'y	1
6	C238 2893	Upper Registration Arm	2
7	C238 2898	Upper Registration Shaft1	1
8	C231 2766	Pressure Pin	1
9	C252 2872	Shaft:Swivel:Feed Roller:Upper	1
10	C238 2855	Sensor Cleaning Lever	1
11	C238 2921	Registration Sensor Bracket	1
12	C252 5270	Harness:Connecting:Sensor:Ass'y	1
13	C229 5807	Photosensor - Gp2a25	1
14	C236 2844	Stepped Screw	2
15	C238 2853	Sensor Cleaning Spring	1
16	C238 2856	Sensor Cleaning Brush	1
17	C252 2870	Bracket:Guide Plate:Rear	1
18	C252 2891	Guide Plate:Feed Roller:Ass'y	1
19	C252 2869	Bracket:Guide Plate:Front	1
20	C252 5252	Harness:Connecting:Drum:Ass'y	1
21	C229 2633	Stepped Screw	1
22	C252 2611	Bracket:Receptacle:Machine Or Copier	1
23	C200 2266	Bearing Holder	2
24	C238 2948	Timing Belt - 140-XL-050	1
25	C229 2907	Registration Roller Pulley - 14z	1
26	5053 0419	Bushing - 10mm	2

Index No.	Part No.	Description	Q'ty Per Assembly
101	0451 3006B	Tapping Screw - M3x6	
102	0451 4006B	Tapping Screw - 4x6	
103	0451 4008B	Philips Tapping Screw - M4x8	
104	0740 3008	Ball Bearing - 8x22x7	
105	0802 5282	Tapping Screw - M4x8	
106	0594 0080E	Bolt - M4x8	
107	0453 3006B	Tapping Screw - M3x6	
108	0720 0040E	Retaining Ring - M4	
109	0720 0080E	Retaining Ring - M8	
110	0701 0060Z	Flat Washer - M6	
111	0701 0040Z	Flat Washer - M4	
112	1105 0487	Harness Clamp	
113	1105 0511	Harness Clamp - LWS-0306ZC	
114	0741 3706	Ball Bearing - 6x10x3	
115	0574 0050E	Hexagon Headless Set Screw - M4x5	
116	1105 0522	Edge Saddle - Les0510	

7.PLOTTER UNIT 1 (C252)

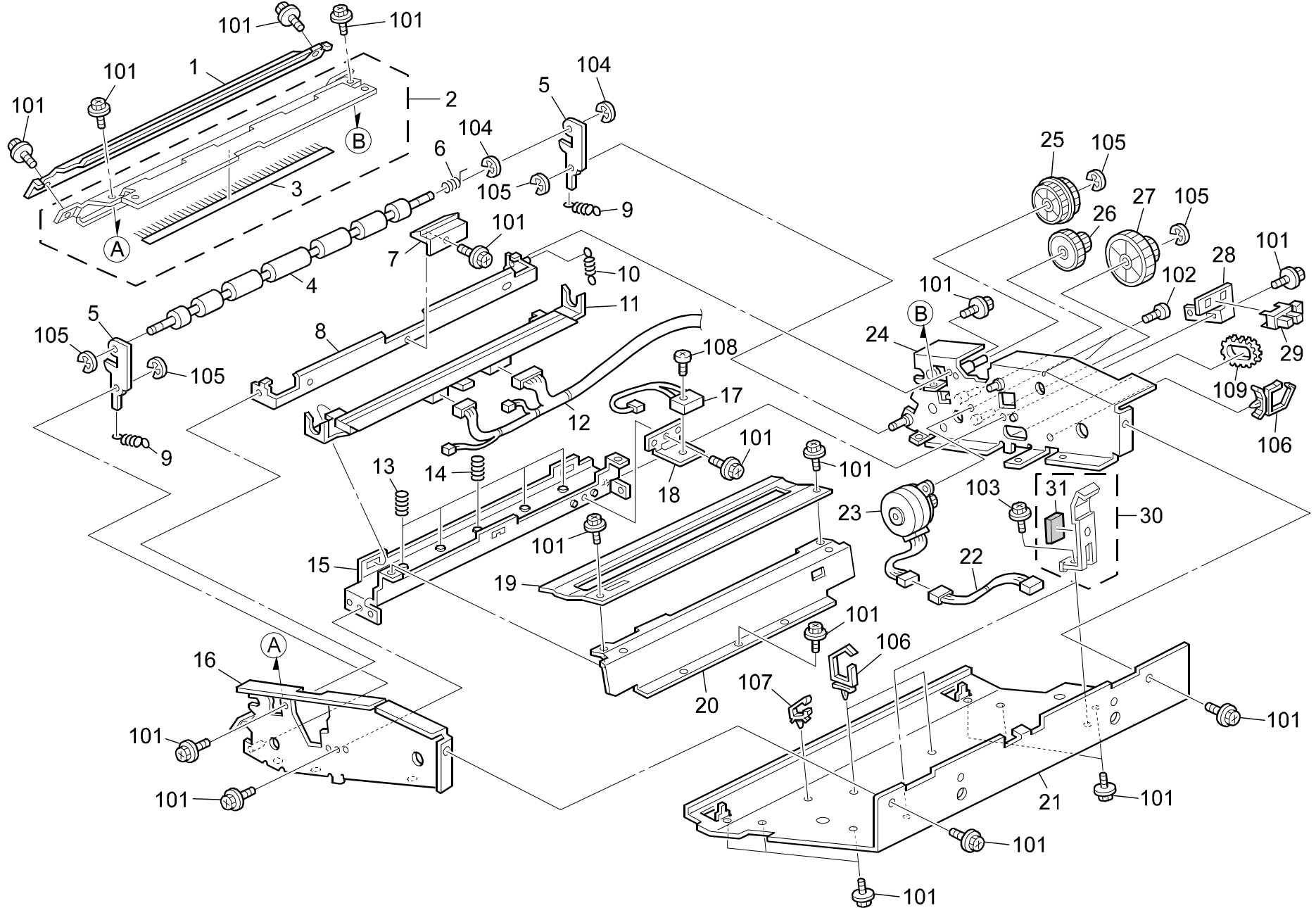


7.PLOTTER UNIT 1 (C252)

Index No.	Part No.	Description	Q'ty Per Assembly
*	C252 1910	Plotter Unit B4	1
*	C252 1911	Plotter Unit LG	1
1	C252 2281	Discharge Brush:Cutter	1
2	C238 1971	Decal - Left Hand	1
3	C238 1972	Decal - Right Hand	1
4	C252 2045	Cover:Open And Close:Plotter	1
5	C252 2046	Guide Plate:Roller:Tension:Plotter:Ass'y	1
6	C252 2112	Roller:Tension:B4	1
6	C252 2113	Roller:Tension:LG	1
7	H012 1181	Bushing- 6mm	2
8	C252 2030	Rear Plate:Open And Close	1
9	C231 2148	Tension Roller Gear	1
10	C231 2147	Idler Gear	1
11	C252 2142	Gear:Platen	1
12	C238 2106	Ball Bearing - 6x13x5mm	2
13	C238 2039	Lever Spring	2
14	C238 2037	Lever Knob	1
15	C252 2036	Lever:Open And Close:Plotter	1
16	C252 2040	Front Plate:Open And Close	1
17	C252 2108	Cover:Open And Close:Lower	1
18	C231 2271	Cutter Unit	1
19	C252 2220	Holder:Master:Front	1
20	C252 1955	Stay:Coupling:Plotter	1
21	C252 1950	Positioning Pin:Coupling:Plotter:Ass'y	1
22	C252 2210	Holder:Master:Rear	1
23	C252 1305	Cover:Right	1
24	C252 1343	Decal:Master Set Instructions	1
25	C252 2244	Flange:Master:42.8/20	2
26	C238 1961	Rear Spring	1
27	C217 5102	Spring Washer	1
28	C252 2104	Platen:B4	1
28	C252 2105	Platen:LG	1
29	C238 1962	Front Spring	1

Index No.	Part No.	Description	Q'ty Per Assembly
101	0451 3006B	Tapping Screw - M3x6	
102	0720 0040E	Retaining Ring - M4	
103	0574 0040E	Hexagon Headless Set Screw - M4x4	
104	0802 5276	Tapping Screw With Washer - M3x6	
105	0451 3008W	Tapping Screw M3x8	
106	0451 3008H	Tapping Screw - M3x8	
107	0450 3008W	Philips Tapping Screw - M3x8	

8.PLOTTER UNIT 2 (C252)

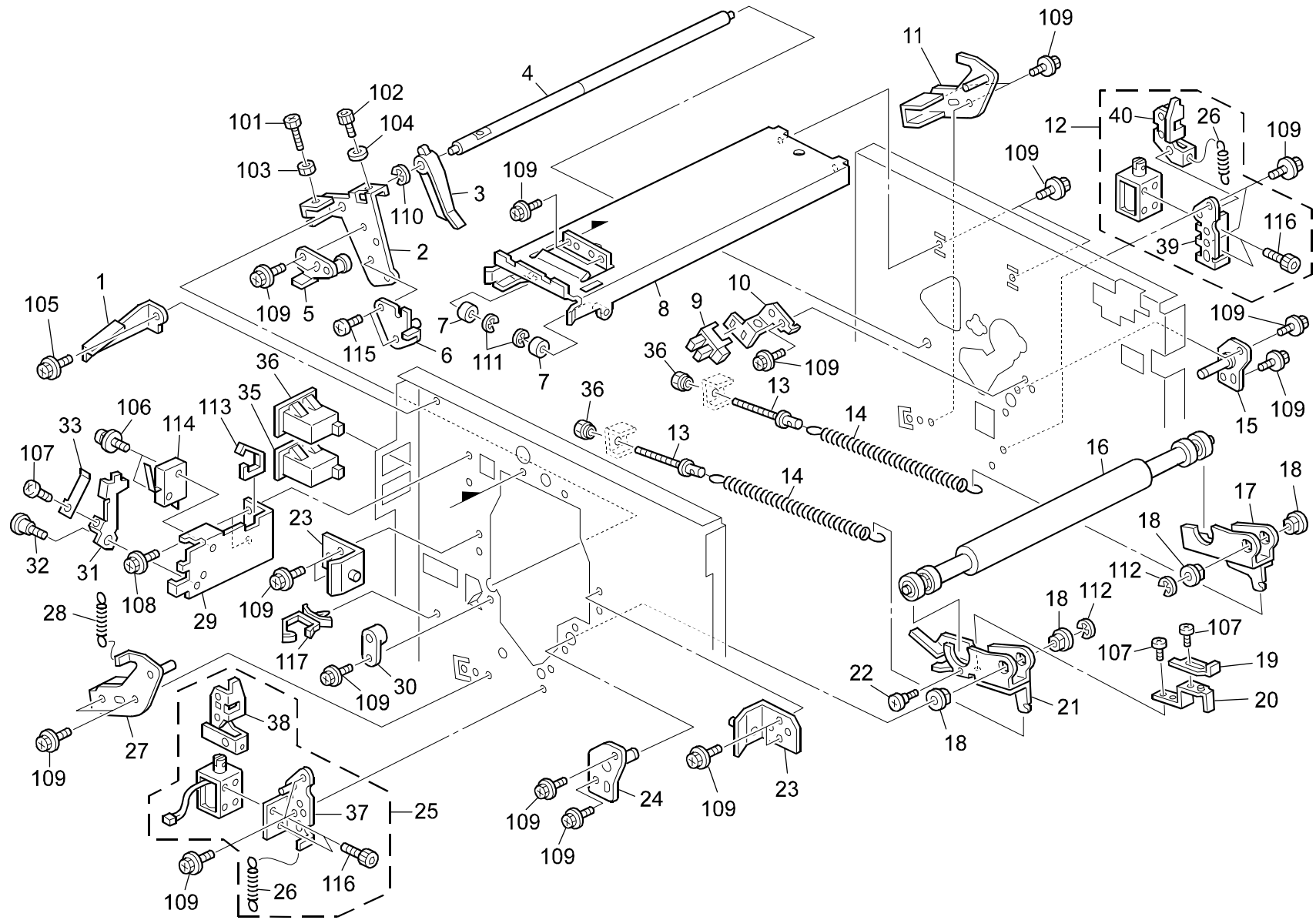


8.PLOTTER UNIT 2 (C252)

Index No.	Part No.	Description	Q'ty Per Assembly
1	C252 2085	Guide Plate:Brake:Upper:Plotter	1
2	C252 2082	Guide Plate:Brake:Lower:Plotter:Sub-ass'y	1
3	C252 2281	Discharge Brush:Cutter	1
4	C252 2076	Roller:Brake:Plotter	1
5	C252 2063	Lever:Roller:Brake	2
6	C238 2078	Brake Roller Shoe	1
7	C238 2055	Master Position Plate	1
8	C252 2052	Positioning Plate:Master	1
9	C238 2065	Brake Roller Spring	2
10	C238 2054	Position Spring	1
11	C252 2151	Thermal Head:Ass'y	1
12	C252 5240	Harness:Imaging Unit:Ass'y	1
13	C252 2157	Spring:Thermal Head:Both Ends	4
14	C252 2156	Spring:Thermal Head:Middle	1
15	C252 2026	Base:Thermal Head	1
16	C252 2020	Side Plate:Fix:Front:Plotter:Ass'y	1
17	C239 5829	Master Duct Sensor	1
18	C252 2279	Bracket:Sensor:Master	1
19	C252 2092	Guide Plate:Thermal Head:Ass'y	1
20	C252 2095	Guide Plate:Master	1
21	C252 2025	Base:Fix:Plotter	1
22	C252 5241	Harness:Stepper Motor:Ass'y	1
23	C252 5843	Stepper Motor:Mm42:Plotter:Ass'y	1
24	C252 2010	Side Plate:Fix:Rear:Plotter:Ass'y	1
25	C231 2135	Platen Gear - 2	1
26	C252 2133	Gear:Idler:1:Platen	1
27	C252 2134	Gear:Idler:Stepper Motor	1
28	C252 2273	Bracket:On Off Detector:Plotter	1
29	AW02 0086	Photointerruptor	1
30	C238 2230	Brake Shoe	1
31	C231 2234	Brake Pad	1

Index No.	Part No.	Description	Q'ty Per Assembly
101	0451 3006B	Tapping Screw - M3x6	
102	0353 0060Z	Screw - M3X6	
103	0802 5276	Tapping Screw With Washer - M3x6	
105	0720 0040E	Retaining Ring - M4	
106	1105 0488	Harness Clamp	
107	1105 0511	Harness Clamp - LWS-0306ZC	
108	0352 0080B	Screw M2.5x8	
109	1106 0851	Bush:NJ-16	

9.PRESS ROLLER SECTION (C252)

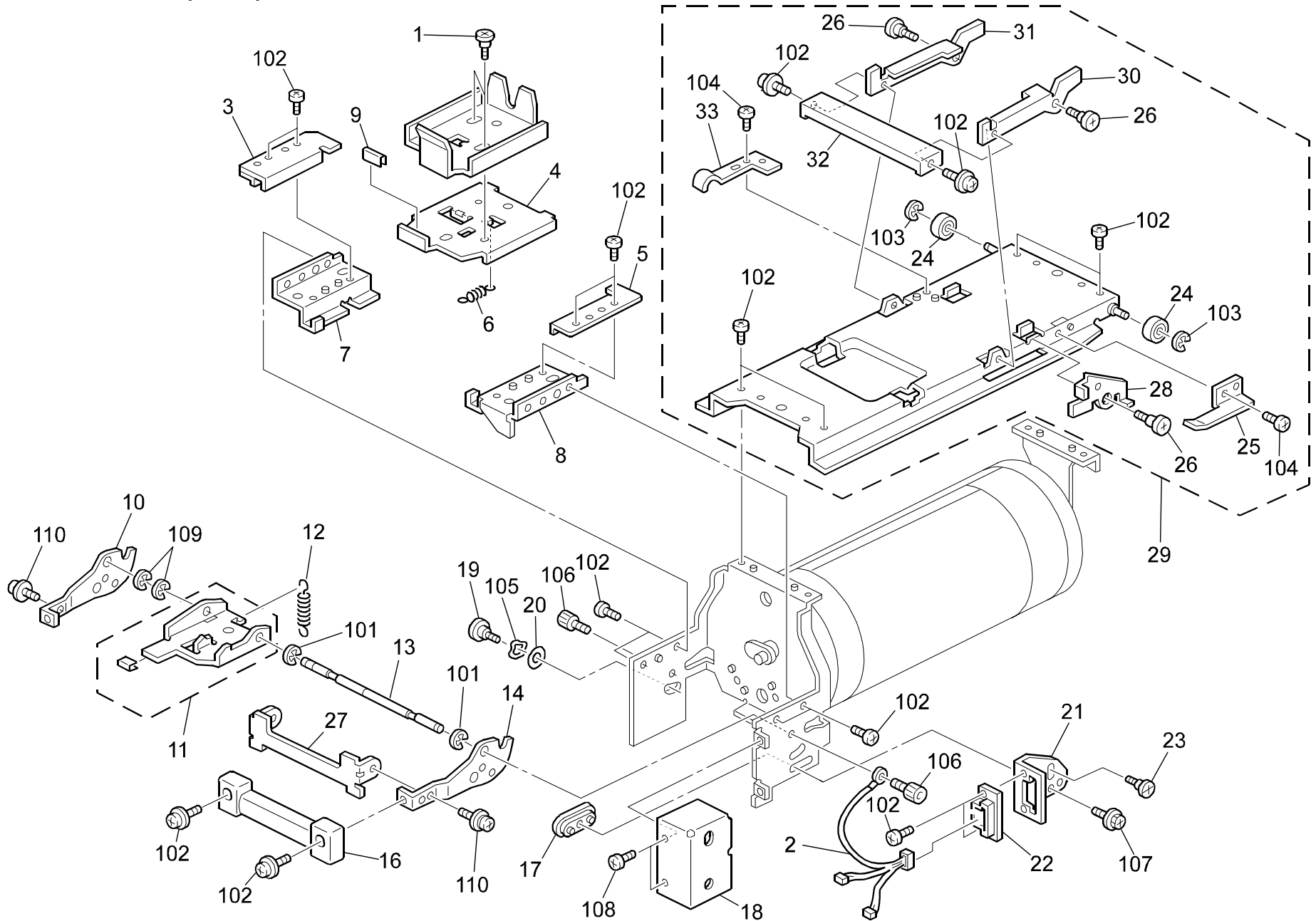


9.PRESS ROLLER SECTION (C252)

Index No.	Part No.	Description	Q'ty Per Assembly
1	C252 1551	Bracket:Plate:Panel	1
2	C252 4481	Arm:Drive:Pickoff Pawl	1
3	C252 4365	Pickoff Pawl:Exit	1
4	C252 4482	Shaft:Pickoff Pawl	1
5	C238 4483	Exit Pawl Drive Arm 2	1
6	C252 4485	Bracket:Roller:Pressure Release:Pickoff	1
7	C229 2615	Slide Rail Roller	2
8	C252 2601	Stay:Drum:Machine Or Copier:Ass'y	1
9	AW02 0075	Photointerruptor	1
10	C252 5611	Bracket:Sensor:Paper Feed Control	1
11	C252 3123	Anchor:Spring:Pressure:Right:Ass'y	1
12	C252 3134	DC Solenoid:Pressure Release:Right:Ass'y	1
13	C238 3126	Pressure Spring Screw	2
14	C252 3140	Spring:Pressure:B4	2
14	C252 3141	Spring:Pressure:LG	2
15	C252 3103	Side Plate:Pressure:Right:Ass'y	1
16	C252 3050	Pressure Roller:B4:Ass'y	1
16	C252 3052	Pressure Roller:LG:Ass'y	1
17	C252 3113	Arm:Pressure Roller:Right:Ass'y	1
18	5053 0419	Bushing - 10mm	4
19	C252 3117	Stopper:Pressure Roller	1
20	C252 3116	Bracket:Stopper:Pressure Roller	1
21	C252 3110	Arm:Pressure Roller:Left:Ass'y	1
22	5506 6111	Stepped Screw - M4	1
23	C252 2605	Positioning Pin:Drum:Ass'y	2
24	C252 3100	Side Plate:Pressure:Left:Ass'y	1
25	C252 3130	DC Solenoid:Pressure Release:Left:Ass'y	1
26	C238 3137	Solenoid Spring	1
27	C252 3120	Anchor:Spring:Pressure:Left:Ass'y	1
28	C238 4349	Spring	1
29	C252 5685	Bracket:On Off Detector:Door	1
30	C238 4479	Bushing	1
31	C224 2172	Safety Switch Lever	1
32	C252 5686	Screw:Round Point:Safety Switch	1
33	C218 2173	Support Plate - Safety Switch - LT	1

Index No.	Part No.	Description	Q'ty Per Assembly
34	AX31 0042	Total Counter - 6fig 24V	1
35	AX31 0038	Total Counter 2nd	1
36	C238 3127	Pressure Spring Nut	2
37	C252 3131	Bracket:Pressure Release:Left:Ass'y	2
38	C252 3160	Arm:Pressure Release:Left:Ass'y	1
39	C252 3135	Bracket:Pressure Release:Right:Ass'y	1
40	C252 3165	Arm:Pressure Release:Right:Ass'y	1
101	0593 0080E	Bolt - M3x8	
102	0584 0121Z	Hexagon Bolt - M4x12	
103	0710 0040Z	Hex Nut 4	
104	0701 0030Z	Flat Washer - M3	
105	0802 5282	Tapping Screw - M4x8	
106	0951 3014Z	Philips Screw W/h Flat Waser-M3x14	
107	0353 0060Z	Screw - M3X6	
108	0453 3006B	Tapping Screw - M3x6	
109	0451 4006B	Tapping Screw - 4x6	
110	0720 0060E	Retaining Ring - M6	
111	0720 0040E	Retaining Ring - M4	
112	0720 0080E	Retaining Ring - M8	
113	1105 0522	Edge Saddle - LES0510	
114	1204 2497	Micro Switch	
115	0354 0040Z	Screw - M4X4	
116	0593 0040B	Hexagonal Set Screw - M3x4	
117	1105 0487	Harness Clamp	

10.DRUM UNIT 1 (C252)

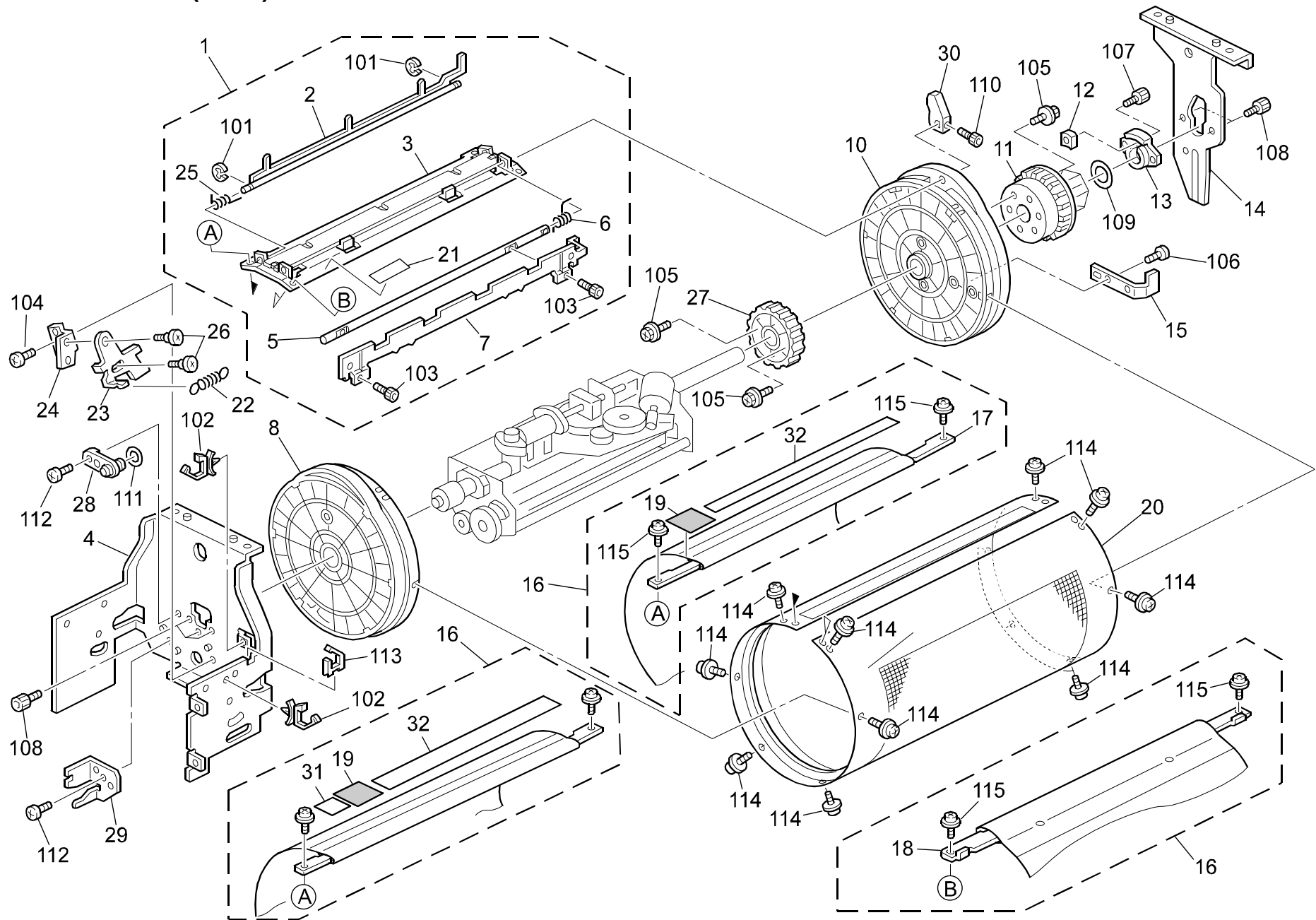


10.DRUM UNIT 1 (C252)

Index No.	Part No.	Description	Q'ty Per Assembly
1	C252 2552	Screw:Slider	2
2	C252 5250	Harness:Drum:Connecting:Ass'y	1
3	C252 2561	Guide:Slider:Left	1
4	C252 2551	Slider:Holder:Ink Cartridge	1
5	C252 2555	Guide:Slider:Right	1
6	C252 2559	Spring:Pressure:Ink Cartridge	1
7	C252 2553	Rail:Holder:Left	1
8	C252 2554	Rail:Holder:Right	1
9	C252 2571	Shield:Holder:Ink Cartridge	1
10	C252 2531	Arm:Grip:Right	1
11	C252 2556	Lever:Release:Holder:Ass'y	1
12	C252 2560	Spring:Lever:Release	1
13	C252 2535	Shaft:Contact Point:Arm:Drum	1
14	C252 2530	Arm:Grip:Left	1
16	C252 2534	Grip:Drum:Lower	1
17	C238 2574	Slider	1
18	C252 2543	Cover:Harness:Drum	1
19	C252 2533	Screw:Arm:Drum	1
20	C238 2489	Rubber Bushing Plate	3
21	C252 2538	Bracket:Housing:Drum	1
22	C252 2537	Housing:Ass'y	1
23	C238 2573	Stepped Screw	1
24	C201 4604	Drum Rail Roller	2
25	C229 2396	Spring Plate	1
26	C238 2585	Screw Mm6x1.7	3
27	C252 2567	Stay:Coupling:Grip	1
28	C229 2391	Stopper Bracket	1
29	C252 2504	Frame:Upper:Drum:Ass'y	1
30	C238 2525	Right Drum Grip	1
31	C238 2524	Left Drum Grip	1
32	C252 2526	Grip:Drum:Upper	1
33	C229 2394	Spring Plate	1

Index No.	Part No.	Description	Q'ty Per Assembly
101	0720 0060E	Retaining Ring - M6	
102	0354 0060Z	Philips Truss Head Screw - M4x6	
103	0720 0040Z	Retaining Ring - M4	
104	0353 0050Z	Philips Truss Head Screw - M3x5	
105	0807 5049	Wave Washer - 8 Mm	
106	0594 0060Z	Hexagon Socket Bolt - M4x6	
107	0450 4006B	Tapping Screw - 4x6	
108	0353 0080Z	Philips Truss Head Screw - M3x8	
109	0720 0060Z	Retaining Ring - M6	
110	0801 0103	Screw - M4X8	

11.DRUM UNIT 2 (C252)

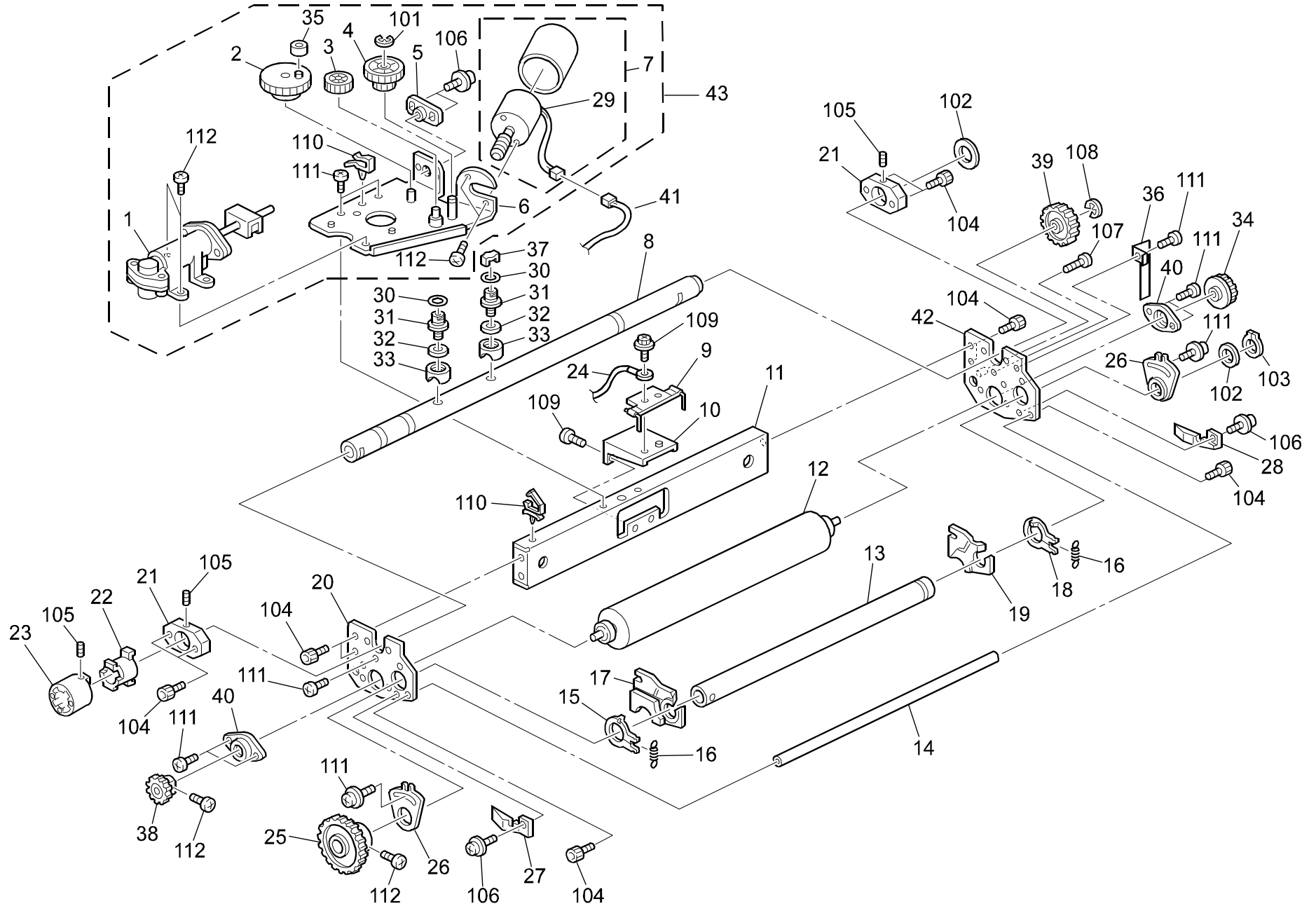


11.DRUM UNIT 2 (C252)

Index No.	Part No.	Description	Q'ty Per Assembly
1	C252 2401	Clamp:Ass'y	1
2	C231 2417	Master Exit Pawls	1
3	C252 2402	Base:Clamp:Drum:Ass'y	1
4	C252 2520	Side Plate:Drum:Left	1
5	C252 2406	Shaft:Clamp:Drum	1
6	C238 2410	Clamper Rear Spring	1
7	C252 2405	Plate:Clamp	1
8	C252 2360	Flange:Drum:Left:Ass'y	1
9	C252 2370	Spacer:Drum Shaft:Right	1
10	C252 2362	Flange:Drum:Right:Ass'y	1
11	C238 2368	Drum Drive Gear	1
12	C252 2396	Wedge:Plate:Thrust	1
13	C252 2395	Plate:Thrust:Drum	1
14	C252 2521	Side Plate:Drum:Right	1
15	C252 2368	Shielding Plate:Drum	1
16	C252 2340	Screen:B4:Ass'y	1
16	C252 2341	Screen:Legal:Ass'y	1
17	C252 2388	Stay:Screen:Front:B4	1
17	C252 2390	Stay:Screen:Front:LG	1
18	C252 2389	Stay:Screen:Rear:B4	1
18	C252 2391	Stay:Screen:Rear:LG	1
19	C238 2390	Drum Sensor Sheet	1
20	C252 2580	Dram Metal Screen:Drum:B4:Ass'y	1
20	C252 2583	Dram Metal Screen:Drum:Legal:Ass'y	1
21	C231 2411	Rear Sensor Sheet	1
22	C238 2572	Stopper Spring	1
23	C238 2571	Drum Stopper	1
24	C238 2570	Stopper Bracket	1
25	C252 2410	Torsion Spring:Pawl:Master Ejection:Master	1
26	C238 2585	Screw Mm6x1.7	2
27	C217 4581	Ink Roller Drive Gear	1
28	C231 2565	Ink Cartridge Joint	1
29	C252 2558	Base:Lever:Release	1
30	C238 2412	Clamper Cam	1
31	C252 2413	Friction Pad:Screen:Small	1

Index No.	Part No.	Description	Q'ty Per Assembly
32	C252 2412	Friction Pad:Screen:B4	1
32	C252 2414	Friction Pad:Screen:LG	1
101	0720 0020E	Retaining Ring - M2	
102	1105 0283	Clamp	
103	0804 6107	Hexagon Bolt - M2x4	
104	0354 0060Z	Philips Truss Head Screw - M4x6	
105	0450 3008B	Tapping Screw - M3x8	
106	0452 3006B	Tapping Screw - M3x6	
107	0593 0100Z	Bolt M3x10	
108	0594 0080Z	Bolt - M4x8	
109	0807 7114	Washer - 16x24x0.3mm	
110	0804 6091	Hexagonal Set Screw - M2x5	
111	0808 0021	Rubber Ring	
112	0801 1004	Screw - M4X4	
113	1105 0328	Harness Clamp - ES-0505	
114	0951 3006Z	Philips Screw With Flat Washer - M3	
115	0951 3008Z	Philips Screw With Flat Washer - M3	

12.DRUM UNIT 3 (C252)

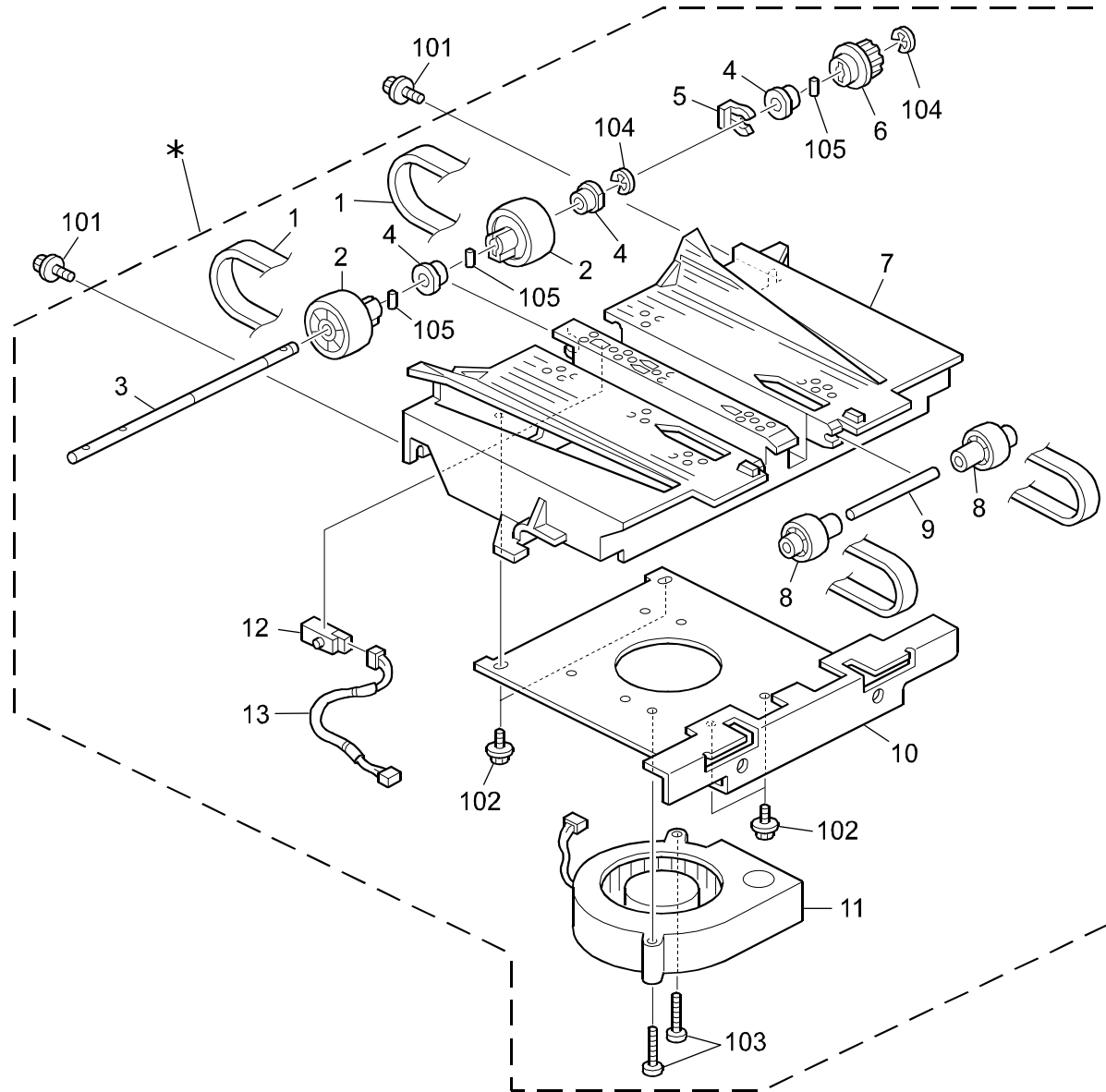


12.DRUM UNIT 3 (C252)

Index No.	Part No.	Description	Q'ty Per Assembly
1	C252 2423	Pump:Ink:Ass'y	1
2	C231 2437	Pump Drive Gear	1
3	C225 6013	Idle Gear	1
4	C231 2435	Worm Wheel	1
5	C200 4814	Bushing - 6x10x55mm	1
6	C252 2430	Base:Pump Unit:Ass'y	1
7	C229 2529	Ink Supply Motor	1
8	C252 2481	Drum Shaft:B4:Ass'y	1
8	C252 2487	Drum Shaft:LG:Ass'y	1
9	C252 2471	Ink Sensor:Ass'y	1
10	C252 2470	Stay:Ink Sensor	1
11	C252 2463	Stay:Main:Drum:B4	1
11	C252 2464	Stay:Main:Drum:LG	1
12	C231 2450	Ink Roller - B4	1
12	C231 2456	Ink Roller - LG	1
13	C252 2458	Oil Supply Roller:B4	1
13	C252 2459	Oil Supply Roller:LG	1
14	C252 2465	Stay:Sub:Drum:B4	1
14	C252 2466	Stay:Sub:Drum:LG	1
15	C218 4558	Front Doctor Roller Ring	1
16	C252 2492	Tension Spring:Ring:Roller:Drum	2
17	C218 4592	Front Bank Plate	1
18	C218 4559	Rear Doctor Roller Ring	1
19	C218 4594	Rear Bank Plate	1
20	C252 2475	Side Plate:Roller:Ink:Left	1
21	C252 2495	Plate:Side Plate:Roller:Ink	2
22	C252 2398	Spacer:Drum Shaft:Left	1
23	C252 2397	Collar:Drum Shaft:Left	1
24	C252 5253	Harness:Ink Sensor:Ass'y	1
25	C200 4748	Gear - 45T	1
26	C247 2461	Adjusting Plate - Doctor Roller	2
27	C217 4598	Front Drum Blade	1
28	C217 4599	Rear Drum Blade	1
29	C229 5803	DC Motor - 5W	1
30	5316 7421	O - Ring	2

Index No.	Part No.	Description	Q'ty Per Assembly
31	C252 2485	Joint:Drum Shaft	2
32	C238 2489	Rubber Bushing Plate	2
33	C238 2488	Rubber Bushing	2
34	C237 2460	Gear:Drive:Roller:Ink	1
35	C229 2525	Bushing - Pump Drive Gear	1
36	C238 2468	Ground Plate	1
37	C252 2428	Valve:Pump:Ink	1
38	C238 2469	Doctor Roller Drive Gear	1
39	C207 4672	Gear - 36Z	1
40	C201 4665	Bearing Holder	2
41	C252 5251	Harness:Connecting:Ink:Pump:Ass'y	1
41	C252 5254	Harness:Connecting:Ink:Pump:LG	1
42	C252 2476	Side Plate:Roller:Ink:Right:Ass'y	1
43	C252 2422	Pump Unit:Ink:Ass'y	1
101	0720 0060Z	Retaining Ring - M6	
102	0807 7114	Washer - 16x24x0.3mm	
103	0725 0160E	Retaining Ring C - M16	
104	0594 0080Z	Bolt - M4x8	
105	0574 0040E	Hexagon Headless Set Screw - M4x4	
106	0951 4006Z	Philips Screw With Flat Washer - M4	
107	0314 0080Z	Philips Screw - 4x8	
108	0720 0050Z	Retaining Ring - M5	
109	0451 3006B	Tapping Screw - M3x6	
110	1105 0283	Clamp	
111	0354 0060Z	Philips Truss Head Screw - M4x6	
112	0353 0050Z	Philips Truss Head Screw - M3x5	

13.VACUUME FAN UNIT (C252)

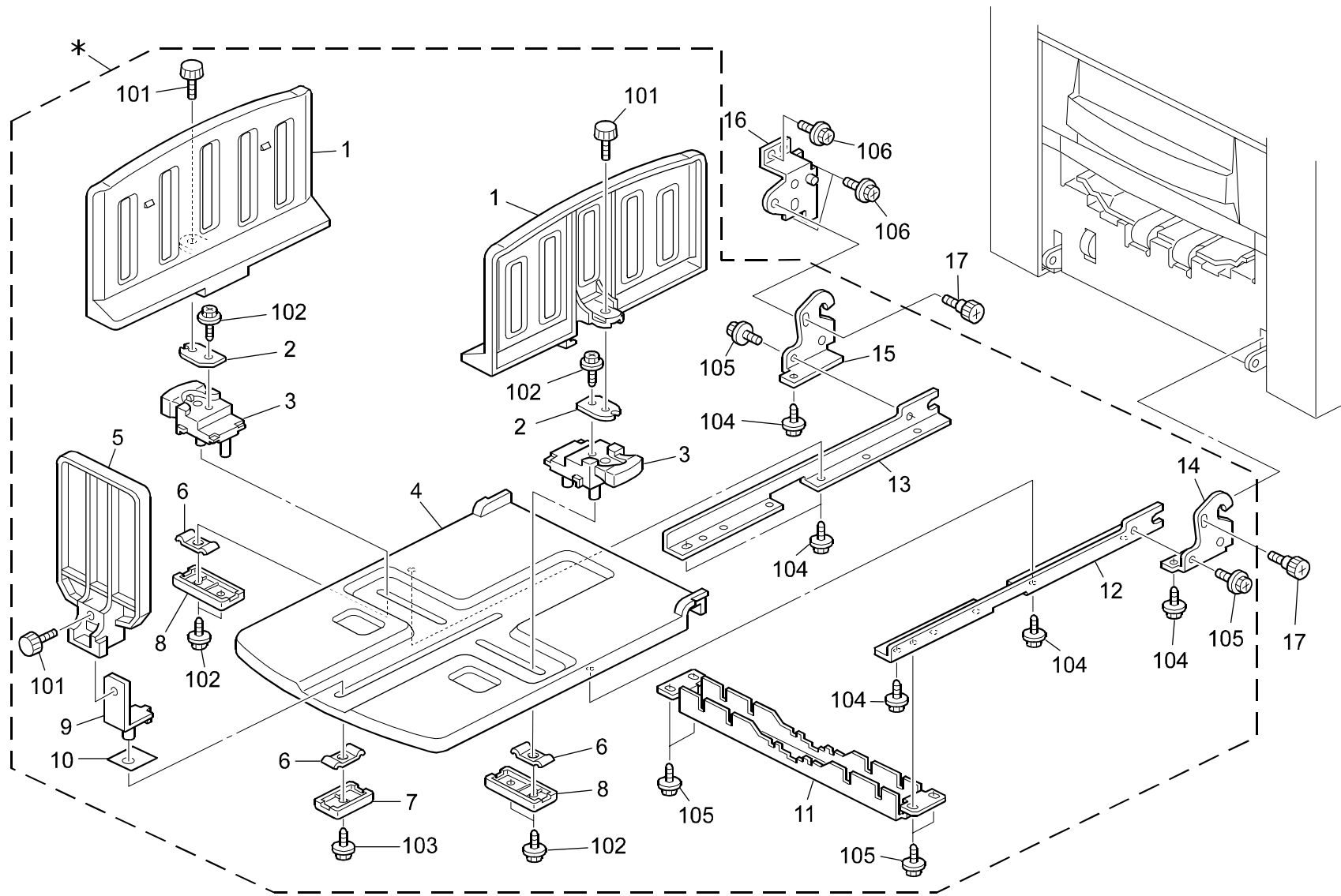


13.VACUUME FAN UNIT (C252)

Index No.	Part No.	Description	Q'ty Per Assembly
*	C252 3800	Paper Delivery Unit	1
*	C252 3802	Paper Delivery Unit - CHN	1
1	C231 3878	Transport Belt	2
2	C238 3889	Drive Roller	2
3	C252 3894	Shaft:Drive:Hale Unit	1
4	C252 3876	Bushing:Hale Unit:Eak-3	3
5	5215 2621	Snap Ring - M6	1
6	C252 3875	Timing Pulley:Drive:Hale Unit	1
7	C231 3861	Duct	1
8	C238 3890	Drive Roller - Drum Side	2
9	C231 3877	Driven Shaft	1
10	C252 3852	Bracket:Fan:Hale Unit	1
11	C252 5824	Fan:DC24V:0.66A	1
12	AW01 0076	Photosensor - PS-117D1	1
13	C252 5260	Harness:Hale Unit:Ass'y	1

Index No.	Part No.	Description	Q'ty Per Assembly
101	0451 4008W	Tapping Screw - M4x8	
102	0450 4008B	Tapping Screw - 4x8	
103	0354 0350B	Screw:M4x35	
104	0720 0060E	Retaining Ring - M6	
105	0633 0140G	Parallel Pin - 3x14	

14.DELIVERY TABLE (C252)

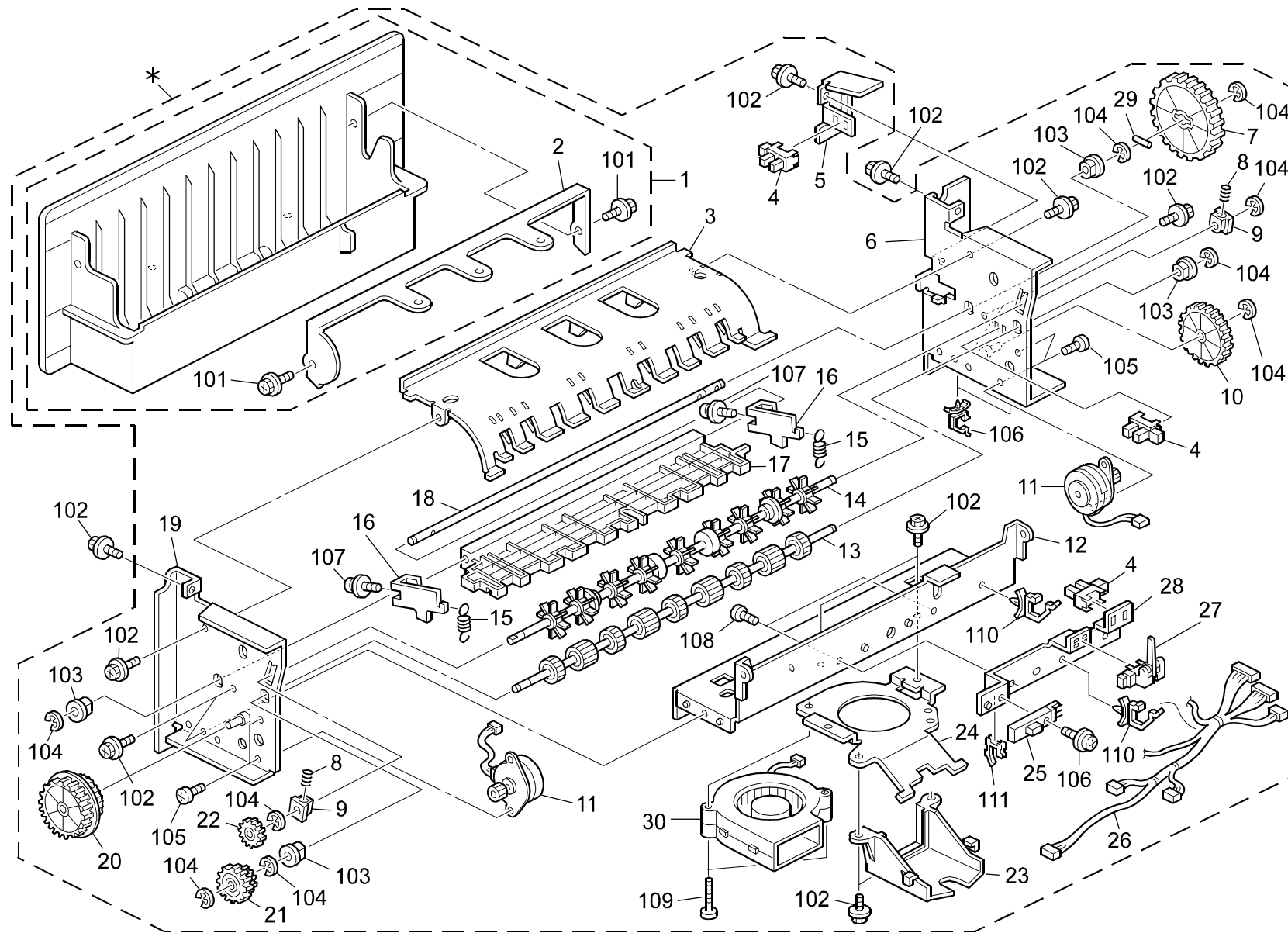


14.DELIVERY TABLE (C252)

Index No.	Part No.	Description	Q'ty Per Assembly
*	C252 4201	Paper Delivery Table	1
1	C252 4425	Side Fence:Paper Exit Sub-unit	2
2	C252 4426	Stay:Side Fence:Paper Exit Sub-unit	2
3	C252 4408	Knob:Side Fence:Paper Exit Sub-unit	2
4	C248 4390	Bottom Plate	1
5	C252 4407	End Plate:Paper Exit Sub-unit	1
6	C231 4420	Slider Spring Plate	3
7	C238 4421	Slider Cover	1
8	C238 4456	Slider Cover	2
9	C252 4412	Bracket:End Plate:Ass'y	1
10	C252 4415	Sheet:End Plate	1
11	C231 4409	Support Plate	1
12	C231 4401	Front Stay	1
13	C231 4402	Rear Stay	1
14	C252 4402	Guide Plate:Stay:Front:Paper Exit Sub-unit	1
15	C252 4403	Guide Plate:Stay:Rear:Paper Exit Sub-unit	1
16	C252 4441	Bracket:Paper Exit Sub-unit:Fix:Rear:Ass'y	1
17	AA14 3500	Stepped Screw - M6	2

Index No.	Part No.	Description	Q'ty Per Assembly
101	0804 6058	Knob Screw	
102	0450 3012B	Tapping Screw - 3x12	
103	0451 3008W	Tapping Screw M3x8	
104	0450 4010B	Tapping Screw - 4x10	
105	0451 4008W	Tapping Screw - M4x8	
106	0451 3006B	Tapping Screw - M3x6	

15.MASTER EJECT UNIT (C252)

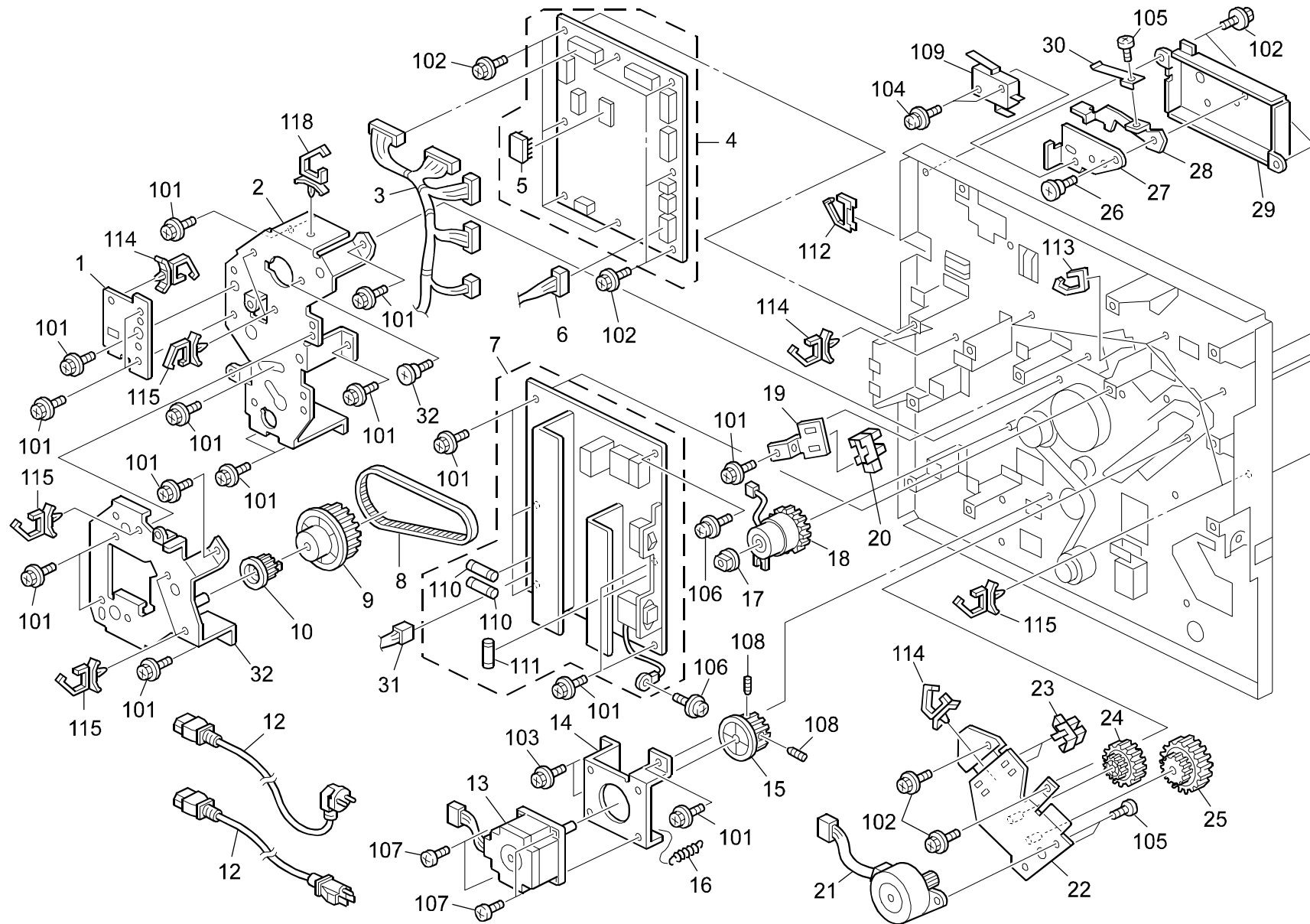


15.MASTER EJECT UNIT (C252)

Index No.	Part No.	Description	Q'ty Per Assembly
*	C252 3400	Master Eject Unit	1
1	C252 3510	Case:Master Ejection Unit:Ass'y	1
2	C252 3577	Plate:Master	1
3	C252 3567	Guide Plate:Pressure:Master Ejection:Ass'y	1
4	AW02 0086	Photointerruptor	1
5	C252 3524	Bracket:Sensor:Pressure Plate	1
6	C252 3521	Side Plate:Rear:Master Ejection:Ass'y	1
7	C252 3684	Gear:Pressure Plate:Master Ejection	1
8	C252 3487	Spring:Pressure:Roller:Master Ejection	2
9	C252 3486	Bushing:Pressure:mm6	2
10	C252 3525	Gear:Pressure:15/124	1
11	C252 5843	Stepper Motor:Mm42:Plotter:Ass'y	2
12	C252 3466	Base:Master Ejection	1
13	C252 3482	Roller:Lower:Master Ejection Unit:Ass'y	1
14	C252 3481	Roller:Upper:Master Ejection Unit	1
15	C252 3556	Spring:Pressure:Master Ejection:13.98n	2
16	C252 3553	Arm:Pressure:Master Ejection	2
17	C252 3656	Pressure Plate:Master Ejection	1
18	C252 3554	Shaft:Pressure:Master Ejection Unit	1
19	C252 3501	Side Plate:Front:Master Ejection:Ass'y	1
20	C252 3492	Gear:Roller:50/84	1
21	C231 3489	Lower Roller Gear	1
22	C231 3494	Gear - Lower Roller	1
23	C252 3469	Duct:Air Knife	1
24	C252 3467	Base:Air Knife	1
25	C203 8137	Master Sensor	1
26	C252 5230	Harness:Master Ejection Unit:Ass'y	1
27	C217 8446	Photointerruptor - Master Eject	1
28	C252 3468	Bracket:Sensor:Master Ejection Unit	1
29	C237 3505	Pin 3x16	1
30	C252 5824	Fan:Dc24V:0.66A	1

Index No.	Part No.	Description	Q'ty Per Assembly
101	0450 3006B	Tapping Screw - M3x8	
102	0451 3006B	Tapping Screw - M3x6	
103	0805 3385	Bushing - 6mm	
104	0720 0040E	Retaining Ring - M4	
105	0353 0060Z	Screw - M3x6	
106	0951 3010Z	Philips Screw With Flat Washer - M3	
107	0954 3008B	Philips Screw - M3x8	
108	0353 0040B	Screw - M3x4	
109	0354 0350B	Screw:M4x35	
110	1105 0516	Clamp	
111	1105 0551	Clamp:LES-0505	

16.ELECTRICAL AND DRIVE SECTION (C252)

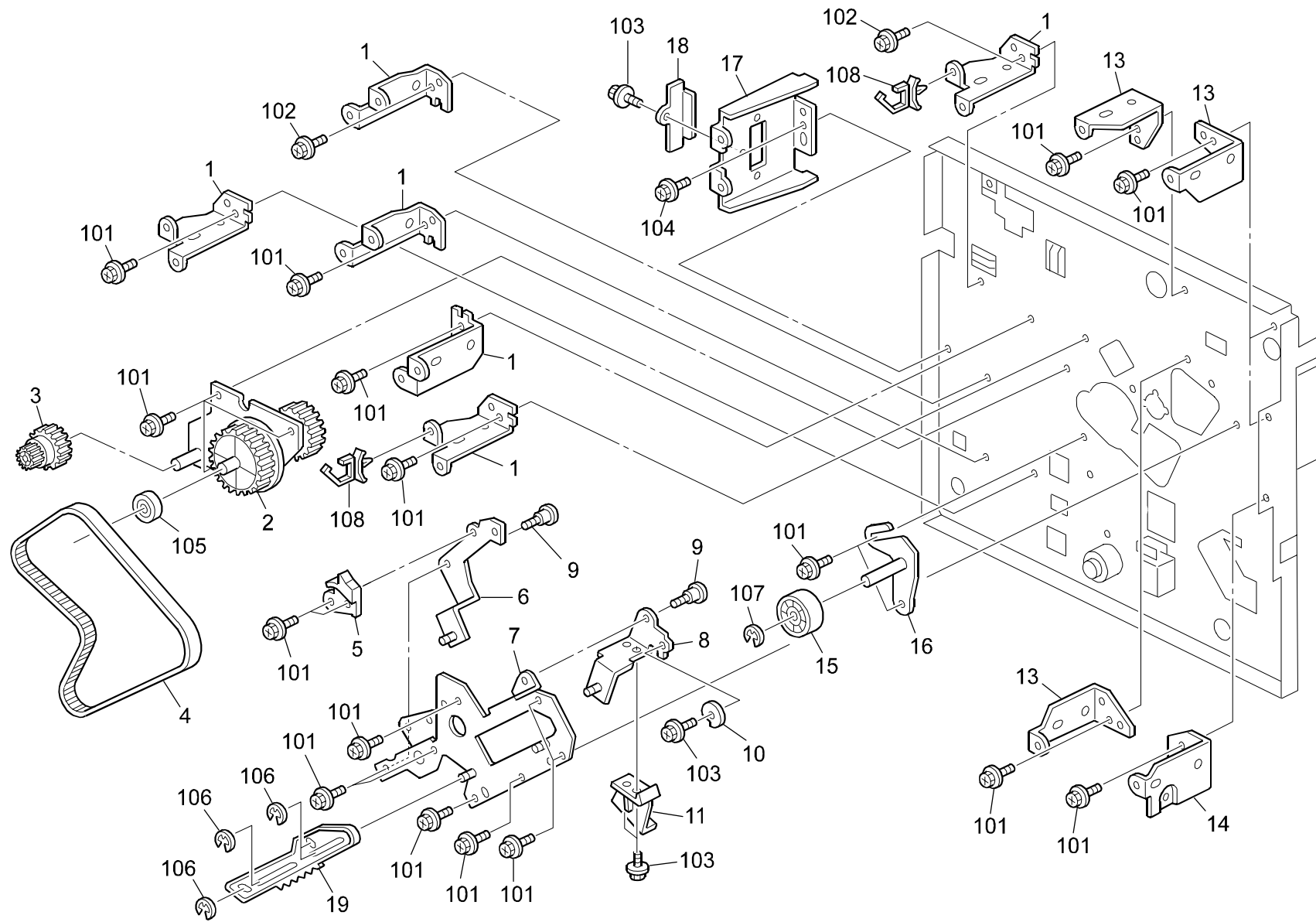


16.ELECTRICAL AND DRIVE SECTION (C252)

Index No.	Part No.	Description	Q'ty Per Assembly
1	C252 2809	Bracket:Drive:Paper Feed Roller	1
2	C252 1170	Side Plate:Drum Drive Sub-unit	1
3	C252 5200	Harness:DC Drive:Ass'y	1
4	C252 5100	Printed Circuit Board:MPU:Ass'y	1
5	C252 5105	Eprom:Printed Circuit Board:MPU	1
6	C252 5201	Harness:Motor:Ass'y	1
7	C252 5300	DC Power Supply Board - 120V	1
7	C252 5310	DC Power Supply Board - 220V	1
8	C252 1181	Timing Belt:Hale:60S3M423	1
9	C252 1175	Timing Pulley:Large:Drive:Hale	1
10	C252 1173	Timing Pulley:Drive:Hale:Ass'y	1
11	C252 1176	Bracket:Hale:Drive:Ass'y	1
12	C252 5016	Power Supply Cord:CHN:Ass'y	1
12	C252 5017	Power Supply Cord:EU:Ass'y	1
12	C252 5019	Power Supply Cord:LA:Ass'y	1
13	C252 5876	Stepper Motor:mm56x54	1
14	C252 2887	Bracket:Stepper Motor:Feed	1
15	C252 2888	Pulley:Stepper Motor:Feed:23Z	1
16	C252 2885	Tension Spring:Bracket:Stepper Motor	1
17	5053 0447	Bushing - 6mm	1
18	C252 5879	Magnetic Clutch:Paper Feed Roller	1
19	C252 5610	Bracket:Home Position Sensor	1
20	AW02 0075	Photointerruptor	1
21	C252 5843	Stepper Motor:Mm42:Plotter:Ass'y	1
22	C252 4064	Side Plate:Drive Sub-unit:Clamp:Ass'y	1
23	AW02 0086	Photointerruptor	1
24	C252 4069	Gear:Slow Down	1
25	C252 4068	Gear:Drive:Rack	1
26	C252 5686	Screw:Round Point:Safety Switch	1
27	C218 2071	Safety Switch Stopper - LT	1
28	C252 5606	Lever:Safety Switch	1
29	C252 5607	Bracket:On Off Detector:Plotter	1
30	C218 2173	Support Plate - Safety Switch - LT	1
31	C252 5290	Harness:Brushless Motor:Ass'y	1
32	C252 1176	Bracket:Hale:Drive:Ass'y	1

Index No.	Part No.	Description	Q'ty Per Assembly
101	0451 4006B	Tapping Screw - 4x6	
102	0451 3006B	Tapping Screw - M3x6	
103	0802 5282	Tapping Screw - M4x8	
104	0951 3014Z	Philips Screw W/h Flat Waser-M3x14	
105	0353 0060Z	Screw - M3X6	
106	0954 4008B	Philips Screw - M4x8	
107	0354 0080B	Screw - M4X8	
108	0574 0080E	Hexagon Headless Set Screw - M4x8	
109	1204 2497	Micro Switch	
110	1107 0392	Fuse - 6.3A 125V	
111	1107 0880	Fuse - 6.3A 250V	
112	1105 0521	Clamp - LES-1017	
113	1105 0522	Edge Saddle - LES0510	
114	1105 0511	Harness Clamp - LWS-0306ZC	
115	1105 0487	Harness Clamp	
118	1105 0488	Harness Clamp	

17.DRIVE AND FRAME SECTION (C252)

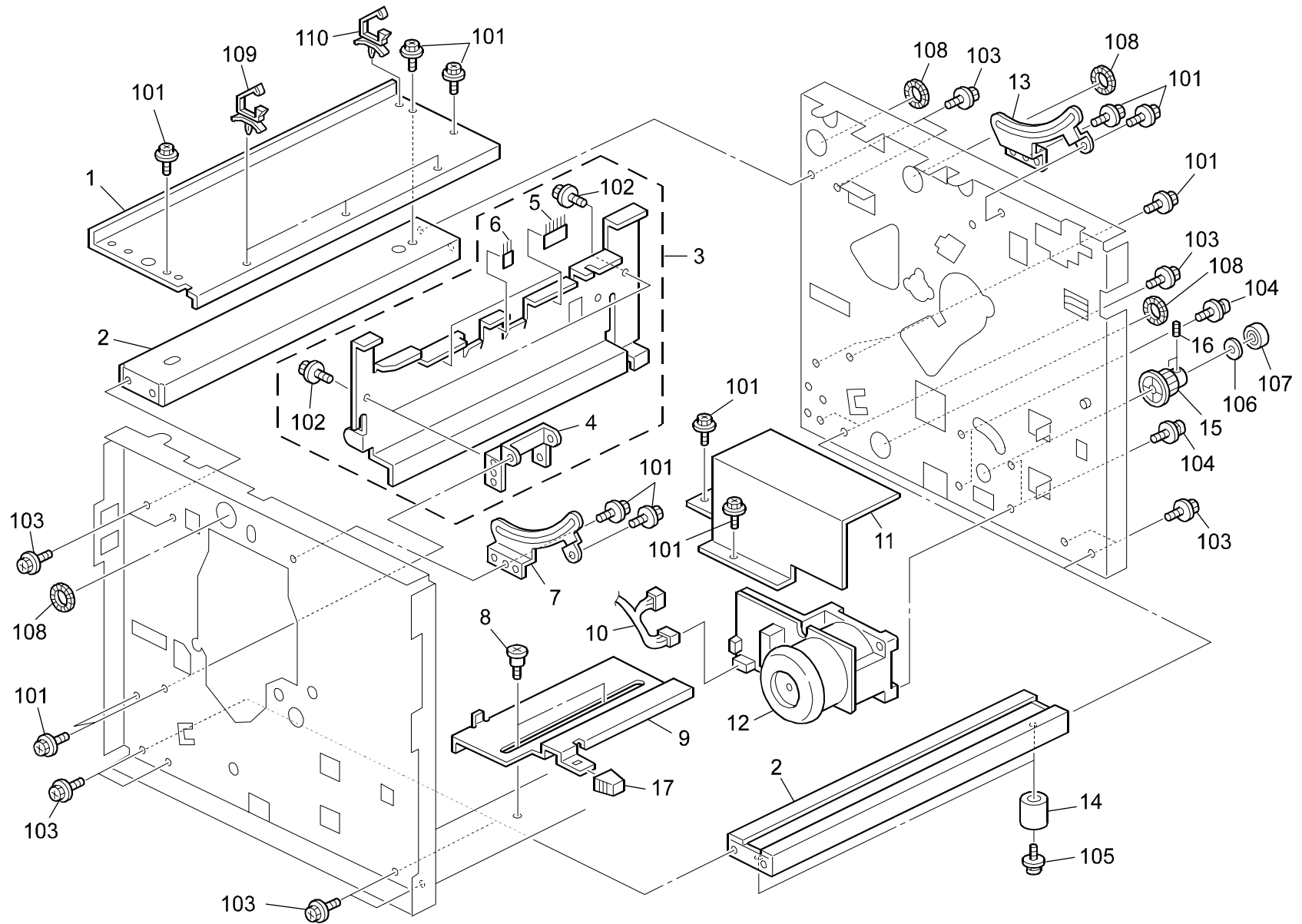


17.DRIVE AND FRAME SECTION (C252)

Index No.	Part No.	Description	Q'ty Per Assembly
1	C252 5608	Bracket:Base:Fix	6
2	C252 1160	Gear:Drive:Drum:Ass'y	1
3	C252 1179	Pulley:Drive:Paper Feed	1
4	C252 1180	Timing Belt:Drive:Main	1
5	C252 4063	Guide:Clamp:Master Feed	1
6	C252 4055	Lever:Drive:Master Feed:Peen	1
7	C252 4001	Base:Clamp:Open And Close:Ass'y	1
8	C252 4059	Lever:Drive:Master Ejection:Peen	1
9	C217 4426	Shoulder Screw	1
10	C238 4070	Eject Clamp Pusher	1
11	C252 4062	Guide:Positioning:Drum	1
12	C252 4052	Rack:Drive:Clamp	1
13	C252 5613	Bracket:Fix:Power Supply Unit	3
14	C252 5614	Bracket:Earth:Power Supply Unit	1
15	C252 1154	Roller:Belt Tensioner:Ass'y	1
16	C252 1156	Shaft:Belt Tensioner:Ass'y	1
17	C252 5609	Bracket:Control Board:Fix	1
18	C252 1331	Cap:Control Board	1
19	C252 4052	Rack:Drive:Clamp	1

Index No.	Part No.	Description	Q'ty Per Assembly
101	0451 4006B	Tapping Screw - 4x6	
102	0802 5282	Tapping Screw - M4x8	
103	0451 3006B	Tapping Screw - M3x6	
104	0802 5276	Tapping Screw With Washer - M3x6	
105	0740 3010	Ball Bearing - 10x26x8mm	
106	0720 0040E	Retaining Ring - M4	
107	0720 0060E	Retaining Ring - M6	
108	1105 0488	Harness Clamp	

18.FRAME SECTION (C252)



18.FRAME SECTION (C252)

Index No.	Part No.	Description	Q'ty Per Assembly
1	C252 1691	Base:Image Reading Unit	1
2	C252 1055	Stay:Machine Or Copier	3
3	C252 3801	Drum Stay:Paper Exit Sub-unit:Ass'y	1
4	C252 3881	Bracket:Drum Stay:Paper Exit Sub-unit	2
5	C252 3885	Discharge Brush:Long:Paper Exit Sub-unit	2
6	C252 3886	Discharge Brush:Short:Paper Exit Sub-unit	1
7	C252 1323	Stopper:Front:Cover:Plotter	1
8	5607 3927	Stepped Screw - M3x8	2
9	C252 2842	Lever:Separation Change	1
10	C252 5290	Harness:Brushless Motor:Ass'y	1
11	C252 1151	Cover:Brushless Motor	1
12	C252 5800	Brushless Motor:DC24V:64.7W	1
13	C252 1324	Stopper:Rear:Cover:Plotter	1
14	C238 1057	Rubber Foot	4
15	C252 1152	Timing Pulley:Drive:Main	1
16	C252 1195	Hexagonal Set Screw:M5x8	1
17	C238 2932	Lever Knob	1

Index No.	Part No.	Description	Q'ty Per Assembly
101	0451 3006B	Tapping Screw - M3x6	
102	0451 3008H	Tapping Screw - M3x8	
103	0451 4006B	Tapping Screw - 4x6	
104	0951 5010B	Philips Screw With Washer - M5x10	
105	0951 4020B	Philips Screw With Washer - M4x20	
106	0807 7046	Washer - 10.5x20x0.2mm	
107	0740 3010	Ball Bearing - 10x26x8mm	
108	1106 0851	Bush:NJ-16	
109	1105 0488	Harness Clamp	
110	1105 0511	Harness Clamp - LWS-0306ZC	

19.CONTROL BOARD (C252)

CAPACITOR

SYMBOL NO.	INDEX NO.	SYMBOL NO.	INDEX NO.	SYMBOL NO.	INDEX NO.	SYMBOL NO.	INDEX NO.	SYMBOL NO.	INDEX NO.	SYMBOL NO.	INDEX NO.	SYMBOL NO.	INDEX NO.
C101	152	C111	196	C121	198	C131	148	C141	196	C151	199	C161	155
C102	150	C112	198	C122	192	C132	197	C142	199	C152	154	C162	152
C103	198	C113	193	C123	193	C133	149	C143	199	C153	199	C163	199
C104	191	C114	198	C124	193	C134	197	C144	199	C154	154	C164	193
C105	193	C115	198	C125	198	C135	198	C145	154	C155	154	C165	199
C106	198	C116	196	C126	193	C136	198	C146	153	C156	155	C166	196
C107	198	C117	196	C127	153	C137	198	C147	154	C157	155	C167	196
C108	198	C118	196	C128	147	C138	146	C148	154	C158	155	C168	196
C109	198	C119	196	C129	191	C139	152	C149	154	C159	155	C169	192
C110	198	C120	196	C130	191	C140	196	C150	199	C160	155	C170	196

CAPACITOR

SYMBOL NO.	INDEX NO.	SYMBOL NO.	INDEX NO.	SYMBOL NO.	INDEX NO.	SYMBOL NO.	INDEX NO.	SYMBOL NO.	INDEX NO.	SYMBOL NO.	INDEX NO.	SYMBOL NO.	INDEX NO.
C171	198	C181	196	C191	198	C201	193	C211	198	C221	199	C231	198
C172	198	C182	197	C192	198	C202	198	C212	198	C222	199	C232	198
C173	198	C183	198	C193	198	C203	196	C213	198	C223	196	C233	198
C174	198	C184	198	C194	198	C204	195	C214	198	C224	199	C234	198
C175	198	C185	198	C195	198	C205	195	C215	198	C225	199	C235	198
C176	192	C186	192	C196	198	C206	199	C216	198	C226	194	C236	198
C177	196	C187	196	C197	197	C207	199	C217	198	C227	194	C237	198
C178	198	C188	198	C198	198	C208	199	C218	198	C228	198	C238	198
C179	198	C189	198	C199	197	C209	198	C219	198	C229	198	C239	198
C180	192	C190	198	C200	198	C210	198	C220	199	C230	198	C240	198

19.CONTROL BOARD (C252)

CAPACITOR

SYMBOL NO.	INDEX NO.
C241	198
C242	198
C243	198
C244	198
C245	196
C246	196
C247	197
C248	196
C249	196
C250	196

SYMBOL NO.	INDEX NO.
C251	196
C252	194

CONNECTOR

SYMBOL NO.	INDEX NO.
CN101	111
CN102	103
CN103	106
CN104	105
CN105	107
CN106	108
CN107	109
CN108	104
CN109	102
CN110	110

DIODE

SYMBOL NO.	INDEX NO.
D101	118
D102	118
D103	119
D104	118
---	---
---	---
---	---
---	---
---	---

FIL

SYMBOL NO.	INDEX NO.
FIL101	151

FUSE

SYMBOL NO.	INDEX NO.
FU1	112
FU101	114

IC

SYMBOL NO.	INDEX NO.
IC101	135
IC102	138
IC103	126
IC104	126
IC105	126
IC106	124
IC107	137
IC108	137
IC109	138
IC110	126

SYMBOL NO.	INDEX NO.
IC111	4
IC112	2
IC113	5
IC114	126
IC115	130
IC116	129
IC117	132
IC118	122
IC119	121
IC120	123

IC

SYMBOL NO.	INDEX NO.
IC121	127
IC122	200
IC122	1
IC122	113
IC123	125
IC124	131
IC125	134
IC126	121
IC127	121
IC128	133

SYMBOL NO.	INDEX NO.
IC129	136
IC130	136
IC131	136
IC132	128
IC133	128
IC134	135

LED

SYMBOL NO.	INDEX NO.
LED101	120
LED102	120
LED103	120

OSC

SYMBOL NO.	INDEX NO.
OSC101	139
OSC102	140

Q

SYMBOL NO.	INDEX NO.
Q102	117
Q103	117
Q104	117
Q105	116
Q106	117
Q107	117
Q108	117
Q109	117
Q110	117
Q111	117

SYMBOL NO.	INDEX NO.
Q112	117
Q113	117

RESISTOR

SYMBOL NO.	INDEX NO.
R101	170
R102	170
R103	170
R104	170
R105	170
R106	170
R107	170
R108	170
R109	170
R110	170

SYMBOL NO.	INDEX NO.
R111	170
R112	170
R113	177
R114	169
R115	161
R116	190
R117	174
R118	157
R119	156
R120	158

19.CONTROL BOARD (C252)

RESISTOR

SYMBOL NO.	INDEX NO.	SYMBOL NO.	INDEX NO.	SYMBOL NO.	INDEX NO.	SYMBOL NO.	INDEX NO.	SYMBOL NO.	INDEX NO.	SYMBOL NO.	INDEX NO.	SYMBOL NO.	INDEX NO.
R101	170	R111	170	R121	170	R131	173	R141	163	R151	167	R161	166
R102	170	R112	170	R122	170	R132	170	R142	162	R152	167	R162	166
R103	170	R113	177	R123	170	R133	170	R143	165	R153	160	R163	170
R104	170	R114	169	R124	170	R134	188	R144	171	R154	164	R164	167
R105	170	R115	161	R125	170	R135	189	R145	167	R155	170	R165	167
R106	170	R116	190	R126	170	R136	181	R146	172	R156	170	R166	167
R107	170	R117	174	R127	170	R137	175	R147	186	R157	180	R167	167
R108	170	R118	157	R128	170	R138	170	R148	168	R158	172	R168	167
R109	170	R119	156	R129	166	R139	187	R149	167	R159	173	R169	167
R110	170	R120	158	R130	170	R140	162	R150	167	R160	166	R170	167

RESISTOR

SYMBOL NO.	INDEX NO.	SYMBOL NO.	INDEX NO.
R171	184	R181	178
R172	179	R182	174
R173	180	R183	174
R174	184	R184	174
R175	179	R185	184
R176	180	R186	179
R177	184	R187	184
R178	179	R188	179
R179	180	R189	183
R180	185	R190	180

SYMBOL NO.	INDEX NO.
R191	180
R192	174
R193	180
R194	176
R195	182
R196	159

RAY

SYMBOL NO.	INDEX NO.
RAY101	143
RAY102	143
RAY103	143
RAY104	143
RAY105	142
RAY106	141
RAY107	141
RAY108	141
RAY109	141
RAY110	141

SYMBOL NO.	INDEX NO.
RAY111	142
RAY112	142
RAY113	141
RAY114	143
RAY115	143
RAY116	143
RAY117	143
RAY118	141
RAY119	141
RAY120	142

SYMBOL NO.	INDEX NO.
RAY121	142
RAY122	142
RAY123	142
RAY124	142
RAY125	142
RAY126	142
RAY127	142
RAY128	142
RAY129	142

SW

SYMBOL NO.	INDEX NO.
SW101	115
SW102	115
SW103	115

19.CONTROL BOARD (C252)

TP

SYMBOL NO.	INDEX NO.
TP101	101
---	---
TP103	101
TP104	101
TP113	101

VR

SYMBOL NO.	INDEX NO.
VR101	145
VR102	144

19.CONTROL BOARD (C252)


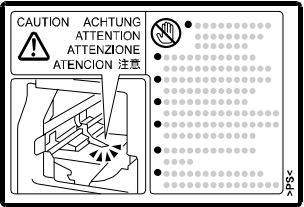
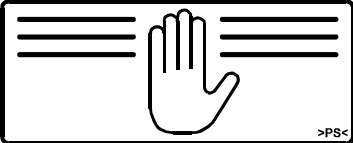
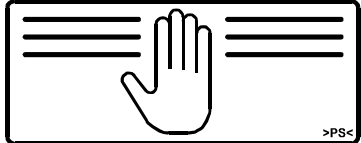


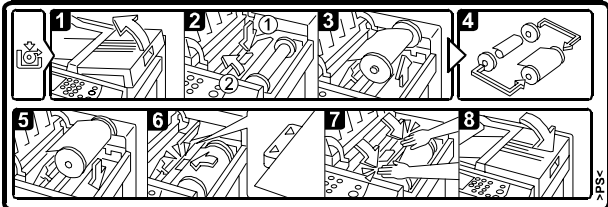


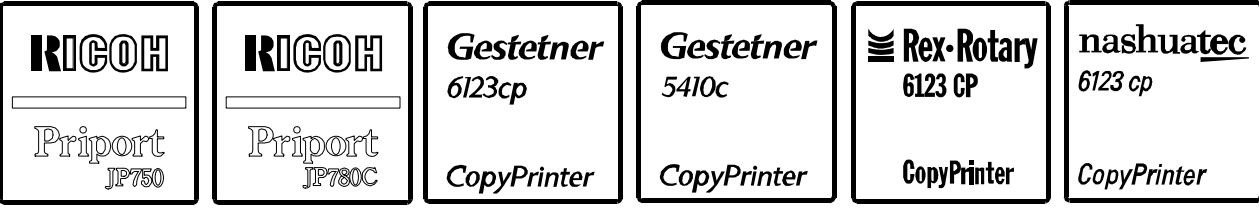




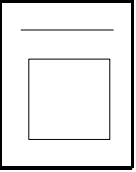

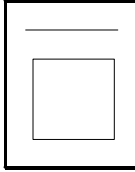
Index No.	Part No.	Description	Q'ty Per Assembly
*	C252 5100	Printed Circuit Board:Mpu:Ass'y	1
1	C252 5105	EPROM:Printed Circuit Board:MPU	1
2	C237 5140	IC - LC27273B-TD9	1
3	C252 5111	Printed Circuit Board:MPU	1
4	C252 5145	IC:LC272C9BT-WA5	1
5	C252 5146	LSI:LC821033	1

Index No.	Part No.	Description	Q'ty Per Assembly
101	1101 0328	Connector Pin Contact	
102	1102 4684	Connector - 5566-06R-210	
103	1102 5301	Connector - 2P	
104	1102 7455	Connector - FX6-60S-0.8SV2	
105	1102 8553	Connector - 3-353308-6	
106	1102 9118	Connector:1-353297-9	
107	1102 9119	Connector:2-353297-0	
108	1102 9121	Connector:2-353308-4	
109	1102 9124	Connector:3-353308-0	
110	1102 9126	Connector:4-353308-0	
111	1102 9315	Connector:B5P-VH-FB-B	
112	1104 0351	Fuse Holder	
113	1104 0589	DIP Socket - 32p	
114	1107 0922	Fuse - 2A 250V	
115	1204 1537	DIP Switch	
116	1400 0440	Transistor - DTD144EK	
117	1400 0688	Transistor -DTC143ZUA	
118	1402 0804	Silicon Diode - 45V - 0.3A	
119	1402 1336	Diode - 1SS355	
120	1403 0829	Diode - SEC1201C	
121	1407 1535	IC - TD62308AP	
122	1407 3281	IC - TC74HCU04AF	
123	1407 5162	IC - HD6412350F20	
124	1407 5346	IC - SN74LS74ANS	
125	1407 5347	IC - SN74LV08APW	
126	1407 5353	IC - SN74LV244APW	
127	1407 5642	IC - TE7753	
128	1407 5744	IC - STK672-330	
129	1408 0575	IC - M51957BFP	
130	1408 0595	IC - NJM2904M	
131	1408 0826	IC - TA8428K	
132	1408 1295	IC - UPC2933T	
133	1408 1337	Series Regulator:TA78M18S	
134	1408 1410	IC - STK672-120	
135	1408 1466	Series Regulator - TA78M05S	

Index No.	Part No.	Description	Q'ty Per Assembly
136	1408 1549	IC - STK672-210	
137	1408 1714	Timer IC:NE555D	
138	1408 1849	Operational Amplifier:NJM2716F	
139	1503 0069	Oscillator - 8.00MHz	
140	1503 0993	Crystal Oscilator- 14.7456MHz	
141	1601 7752	Resistor Array - 10K Ω \pm 5%	
142	1601 7780	Resistor	
143	1601 7867	Resistor - 33 Ω \pm 5% 1/16W	
144	1601 8608	Resistor - 200K Ω \pm 10% 0.5W	
145	1601 8609	Resistance:20K<ohm>:<+>10%:0.5W	
146	1605 0744	Capacitor - EMK212F105Z	
147	1605 1136	Ceramic Capacitor - 33000pF \pm 10% 2	
148	1605 1161	Capacitor - 0.33 μ F \pm 10% 10V	
149	1605 1190	Ceramic Capacitor - 0.022 μ F \pm 10% 50V	
150	1606 1875	Capacitor - 0.0022 μ F \pm 5% 50V	
151	1607 0477	Coil - BLM21A121SPB	
152	1640 1101	Capacitor - 100 μ F- \pm 20% 16V	
153	1640 2470	Capacitor - 47 μ F \pm 20% 25V	
154	1640 5100	Capacitor - 10 μ F+20% 50	
155	1640 5101	Capacitor - 100 μ F \pm 20% 50V	
156	1650 2101	Resistor - 100 Ω \pm 5% 1/4W	
157	1650 3102	Resistor:1k Ω : \pm 5%:1/8W:2125	
158	1650 3103	Chip Resistor - 10k Ω \pm 5% 1/8W	
159	1650 3105	Resistor:1m Ω : \pm 5%:1/8W	
160	1650 3151	Resistor - 150 Ω \pm 5%1/8W	
161	1650 3202	Chip Resistor:2K Ω : \pm 5%:1/8W:2125	
162	1650 3332	Resistor:3.3k Ω : \pm 5%:1/8W	
163	1650 3683	Chip Resistor:68K Ω : \pm 5%:1/8W:2125	
164	1650 3824	Chip Resistor:820K Ω : \pm 5%:1/8W:2125	
165	1650 3913	Chip Resistor:91K Ω \pm 5%:1/8W:2125	
166	1650 4102	Resistor - 1K Ω \pm 5% 1/10W	
167	1650 4103	Resistor - 10K Ω \pm 5% 1/10W	
168	1650 4105	Resistor - 1M Ω \pm 5% 1/10W	
169	1650 4163	Resistor 16k Ω \pm 5% 1/10w 1608	
170	1650 4330	Chip Resistor - 33 Ω \pm 5% 1/10W	

Index No.	Part No.	Description	Q'ty Per Assembly
171	1650 4332	Resistor - 3.3K Ω \pm 5%1/10W	
172	1650 4472	Resistor - 4.7K Ω \pm 5% 1/10W	
173	1650 4473	Resistor - 47K Ω \pm 5%1/10W	
174	1653 1001	Resistor - 1K Ω \pm 1% 1/8W	
175	1653 1002	Chip Resistor - 10k Ω \pm 1% 1/8W	
176	1653 1501	Chip Resistor:1.5K Ω : \pm 1%:1/8W:2125	
177	1653 1504	Chip Resistor:1.5M Ω : \pm 1%:1/8W:2125	
178	1653 1781	Chip Resistor:1.78K Ω : \pm 1%:1/8W:2125	
179	1653 1911	Resistor - 1.91K Ω \pm 1% 1/8W	
180	1653 3002	Chip Resistor:30K Ω : \pm 1%:1/8W:2125	
181	1653 3741	Chip Resistor -3.74k Ω \pm 1% 1/8W	
182	1653 4421	Chip Resistor:4.42K Ω : \pm 1%:1/8W:2125	
183	1653 5101	Chip Resistor:5.1K Ω : \pm 1%:1/8W:2125	
184	1653 5621	Chip Resistor:5.62K Ω : \pm 1%:1/8W:2125	
185	1653 8200	Chip Resistor:820 Ω : \pm 1%:1/8W	
186	1654 0000	Resistor - 0 Ω 1608	
187	1654 3009	Chip Resistor:30 Ω : \pm 1%:1/10W:1608	
188	1654 4421	Chip Resistor:4.42K Ω : \pm 1%:1/10W:1608	
189	1654 6040	Resistor 604 Ω \pm 1% 1/10W	
190	1654 7150	Chip Resistor:715 Ω : \pm 1%:1/10W:1608	
191	1660 0100	Capacitor - 10PF \pm 0.5pF 50V	
192	1660 2101	Capacitor - 100pF - \pm 10% - 50V	
193	1660 2151	Capacitor - 150pF \pm 20% 35V	
194	1660 2220	Capacitor - 22pF \pm 20% 35V	
195	1660 2270	Capacitor - 27pF \pm 20% 35V	
196	1660 2471	Capacitor - 470pF - \pm 5% - 50V	
197	1660 4102	Capacitor - 1000pF \pm 10% 50V	
198	1660 4103	Capacitor - 10000pF - \pm 10% - 50V	
199	1660 8104	Capacitor - 0.1 μ F+80-20% 25V	
200	1905 0007	Uveprom 1m X8 100ns	

20.DECALS AND DOCUMENTS (C252)

<p>1</p> 	<p>2</p> 	<p>3</p> 	<p>4</p> 		
<p>5</p> 	<p>6</p> 	<p>7</p> 	<p>8</p> 		
<p>9</p> 	<p>10</p> 				
<p>11</p> 					
<p>12</p> 	<p>13</p> 	<p>14</p> 	<p>15</p> 	<p>16</p> 	

20.DECALS AND DOCUMENTS (C252)

Index No.	Part No.	Description	Q'ty Per Assembly
1	A204 1299	Decal	1
2	C238 1312	Decal - Exit Pawl	1
3	C238 1971	Decal - Left Hand	1
4	C238 1972	Decal - Right Hand	1
5	C252 1341	Decal:Caution Chart	1
6	C252 1342	Decal:Separation Change	1
7	C252 1343	Decal:Master Set Instructions	1
8	C252 1344	Decal:Paper Feed Pressure:CHN	1
9	C252 1345	Decal:Main Switch:CHN	1
10	C252 1350	Decal:Emblem:RIC:EU	1
10	C252 1351	Decal:Emblem:RIC:CHN	1
10	C252 1352	Decal:Emblem:RIC:LA	1
10	C252 1353	Decal:Emblem:GES:EU	1
10	C252 1354	Decal:Emblem:GES:CHN	1
10	C252 1355	Decal:Emblem:GES:LA	1
10	C252 1356	Decal:Emblem:REX	1
10	C252 1357	Decal:Emblem:NSA	1
10	C252 1358	Decal:Emblem:LAN	1
11	C252 1738	Decal:Scale	1
12	C252 1739	Decal:Original Insert	1
13	C252 2519	Decal:Pull Out:Drum	1
14	C252 8600	Operating Instructions - ENG EU RIC	1
14	C252 8601	Operating Instructions - ENG EU NRG	1
14	C252 8602	Operating Instructions - CHN RIC	1
14	C252 8603	Operating Instructions - CHN GES	1
14	C252 8604	Operating Instructions - ENG LA	1
15	C252 8610	Operating Instruction Chart - ENG EU	1
15	C252 8612	Operating Instruction Chart - CHN	1
15	C252 8614	Operating Instruction Chart - ENG LA	1
16	C252 8616	Installation Roller And Pad - ENG	1
16	C252 8618	Installation Roller And Pad - CHN	1

Index No.	Part No.	Description	Q'ty Per Assembly

Parts Index

PM Parts Index

Section Name	Part No.	Description in Service Manual	Description in Parts Catalog	Q'ty Per Assembly	Page and Index No.
SCANNER SECTION (C252)	C252 1757	Shading Plate	Pressure Plate:Shading:Ass'y	1	11- 15
PAPER RESISTRATION (C252)	C252 2802	Paper Feed Roller	Roller:Paper Feed:Ass'y	1	15- 6
	C252 2820	Friction Pad	Separation Pad:Ass'y	1	15- 10
PRESS ROLLER SECTION (C252)	C252 3050	Press Roller B4	Pressure Roller:B4:Ass'y	1	23- 16
	C252 3052	Press Roller LG	Pressure Roller:LG:Ass'y	1	23- 16
DRUM UNIT 2 (C252)	C252 2340	Cloth Screen B4	Screen:B4:Ass'y	1	27- 16
	C252 2341	Cloth Screen LG	Screen:Legal:Ass'y	1	27- 16

Parts Index

Part No.	Description	Page and Index No.
C252 1055	Stay:Machine Or Copier	15 - 2
C252 1055	Stay:Machine Or Copier	41 - 2
C252 1056	Shaft:Stay:Machine Or Copier	17 - 1
C252 1062	Shaft:Arm:Paper Feed:Ass'y	13 - 3
C252 1151	Cover:Brushless Motor	41 - 11
C252 1152	Timing Pulley:Drive:Main	41 - 15
C252 1154	Roller:Belt Tensioner:Ass'y	39 - 15
C252 1156	Shaft:Belt Tensioner:Ass'y	39 - 16
C252 1160	Gear:Drive:Drum:Ass'y	39 - 2
C252 1170	Side Plate:Drum Drive Sub-unit	37 - 2
C252 1173	Timing Pulley:Drive:Hale:Ass'y	37 - 10
C252 1175	Timing Pulley:Large:Drive:Hale	37 - 9
C252 1176	Bracket:Hale:Drive:Ass'y	37 - 11
C252 1176	Bracket:Hale:Drive:Ass'y	37 - 32
C252 1179	Pulley:Drive:Paper Feed	39 - 3
C252 1180	Timing Belt:Drive:Main	39 - 4
C252 1181	Timing Belt:Hale:60S3M423	37 - 8
C252 1195	Hexagonal Set Screw:M5x8	41 - 16
C252 1301	Cover:Door	7 - 25
C252 1302	Cover:Front	7 - 19
C252 1303	Cover:Rear	7 - 11
C252 1304	Cover:Plotter	7 - 15
C252 1305	Cover:Right	19 - 23
C252 1311	Hinge:Door:Upper:Ass'y	7 - 22
C252 1312	Hinge:Door:Lower:Ass'y	7 - 24
C252 1321	Guide:Front:Cover:Plotter	7 - 18
C252 1322	Guide:Rear:Cover:Plotter	7 - 17
C252 1323	Stopper:Front:Cover:Plotter	41 - 7
C252 1324	Stopper:Rear:Cover:Plotter	41 - 13
C252 1325	Spring Washer:6.4x11x1.5	7 - 13
C252 1331	Cap:Control Board	39 - 18
C252 1341	Decal:Caution Chart	47 - 5
C252 1341	Decal:Caution Chart	7 - 23
C252 1342	Decal:Separation Change	7 - 20
C252 1342	Decal:Separation Change	47 - 6

Part No.	Description	Page and Index No.
C252 1343	Decal:Master Set Instructions	19 - 24
C252 1343	Decal:Master Set Instructions	47 - 7
C252 1344	Decal:Paper Feed Pressure:Chn	7 - 7
C252 1344	Decal:Paper Feed Pressure:CHN	47 - 8
C252 1345	Decal:Main Switch:CHN	47 - 9
C252 1345	Decal:Main Switch:Chn	7 - 27
C252 1350	Decal:Emblem:RIC:EU	47 - 10
C252 1351	Decal:Emblem:RIC:CHN	47 - 10
C252 1352	Decal:Emblem:RIC:LA	47 - 10
C252 1353	Decal:Emblem:GES:EU	47 - 10
C252 1354	Decal:Emblem:GES:CHN	47 - 10
C252 1355	Decal:Emblem:GES:LA	47 - 10
C252 1356	Decal:Emblem:REX	47 - 10
C252 1357	Decal:Emblem:NSA	47 - 10
C252 1358	Decal:Emblem:LAN	47 - 10
C252 1450	Operation Panel:English:mm:Ass'y	9 - *
C252 1451	Operation Panel:English:Inch:Ass'y	9 - *
C252 1452	Operation Panel:Chinese:Ass'y	9 - *
C252 1460	Case:Operation Panel	9 - 4
C252 1470	Keytop:10key	9 - 10
C252 1471	Keytop:Clear	9 - 9
C252 1472	Keytop:Try Print	9 - 6
C252 1473	Keytop:Start	9 - 7
C252 1474	Keytop:Print	9 - 8
C252 1475	Keytop:On Line	9 - 11
C252 1476	Keytop:Clear Modes	9 - 12
C252 1477	Keytop:Contenance	9 - 5
C252 1481	Shield:Paper Jam:English:Inch	9 - 1
C252 1482	Shield:Paper Jam:English:mm	9 - 1
C252 1483	Shield:Paper Jam:Chinese	9 - 1
C252 1484	Shield:On Line:English	9 - 3
C252 1485	Shield:On Line:Chinese	9 - 3
C252 1486	Shield:Start:English	9 - 2
C252 1487	Shield:Start:Chinese	9 - 2
C252 1491	Bracket:Operation Sub-unit	9 - 13

Part No.	Description	Page and Index No.
C252 1492	Lens:LED	9 - 14
C252 1551	Bracket:Plate:Panel	23 - 1
C252 1551	Bracket:Plate:Panel	13 - 4
C252 1660	Frame:Open And Close	11 - 16
C252 1670	Side Plate:Fix:Front:Ass'y	11 - 9
C252 1680	Side Plate:Fix:Rear:Ass'y	11 - 28
C252 1691	Base:Image Reading Unit	41 - 1
C252 1696	Stay:Fix:Image Reading Unit	11 - 8
C252 1702	Transport Roller:Fix:Image Reading Unit	11 - 6
C252 1706	Exit Roller:Fix:Image Reading Unit	11 - 5
C252 1711	Gear:Idler:2:Image Reading Unit	11 - 25
C252 1712	Gear:Transport Roller:Image Reading Unit	11 - 24
C252 1721	Guide Plate:Fix:Ass'y	11 - 3
C252 1731	Cover:Fix:Image Reading Unit	7 - 8
C252 1732	Rack:Original:Guide	7 - 9
C252 1733	Cover:Open And Close	11 - 1
C252 1734	Side Fence:Original	7 - 5
C252 1735	Gear:Original:Guide	7 - 10
C252 1738	Decal:Scale	47 - 11
C252 1738	Decal:Scale	11 - 2
C252 1739	Decal:Original Insert	47 - 12
C252 1739	Decal:Original Insert	7 - 6
C252 1740	Contact Image Sensor	11 - 4
C252 1753	Screw:M3x8	11 - 31
C252 1757	Pressure Plate:Shading:Ass'y	11 - 15
C252 1762	Compression Spring:Pressure Plate:Image	11 - 32
C252 1766	Guide Plate:Open And Close:Right	11 - 19
C252 1767	Guide Plate:Open And Close:Left	11 - 20
C252 1782	Paper Feed Roller:Open And Close	11 - 33
C252 1784	Spacer:Roller:Open And Close	11 - 17
C252 1785	Spring Plate:Pressure:Paper Feed Roller	11 - 12
C252 1792	Exit Roller:Open And Close	11 - 18
C252 1801	Shaft:Grip:Open And Close	11 - 30
C252 1802	Hook:Open And Close:Front	11 - 23
C252 1803	Hook:Open And Close:Rear	11 - 14

Part No.	Description	Page and Index No.
C252 1804	Bracket:Grip:Open And Close	11 - 10
C252 1805	Tension Spring:Grip:Open And Close	11 - 13
C252 1910	Ploter Unit B4	19 - *
C252 1911	Ploter Unit LG	19 - *
C252 1950	Positioning Pin:Coupling:Plotter:Ass'y	19 - 21
C252 1955	Stay:Coupling:Plotter	19 - 20
C252 2010	Side Plate:Fix:Rear:Plotter:Ass'y	21 - 24
C252 2020	Side Plate:Fix:Front:Plotter:Ass'y	21 - 16
C252 2025	Base:Fix:Plotter	21 - 21
C252 2026	Base:Thermal Head	21 - 15
C252 2030	Rear Plate:Open And Close	19 - 8
C252 2036	Lever:Open And Close:Plotter	19 - 15
C252 2040	Front Plate:Open And Close	19 - 16
C252 2045	Cover:Open And Close:Plotter	19 - 4
C252 2046	Guide Plate:Roller:Tension:Plotter:Ass'y	19 - 5
C252 2052	Positioning Plate:Master	21 - 8
C252 2063	Lever:Roller:Brake	21 - 5
C252 2076	Roller:Brake:Plotter	21 - 4
C252 2082	Guide Plate:Brake:Lower:Plotter:Sub-ass'y	21 - 2
C252 2085	Guide Plate:Brake:Upper:Plotter	21 - 1
C252 2092	Guide Plate:Thermal Head:Ass'y	21 - 19
C252 2095	Guide Plate:Master	21 - 20
C252 2104	Platen:B4	19 - 28
C252 2105	Platen:LG	19 - 28
C252 2108	Cover:Open And Close:Lower	19 - 17
C252 2112	Roller:Tension:B4	19 - 6
C252 2113	Roller:Tension:LG	19 - 6
C252 2133	Gear:Idler:1:Platen	21 - 26
C252 2133	Gear:Idler:1:Platen	11 - 26
C252 2134	Gear:Idler:Stepper Motor	21 - 27
C252 2134	Gear:Idler:Stepper Motor	11 - 27
C252 2142	Gear:Platen	19 - 11
C252 2151	Thermal Head:Ass'y	21 - 11
C252 2156	Spring:Thermal Head:Middle	21 - 14
C252 2157	Spring:Thermal Head:Both Ends	21 - 13

Part No.	Description	Page and Index No.
C252 2210	Holder:Master:Rear	19 - 22
C252 2220	Holder:Master:Front	19 - 19
C252 2244	Flange:Master:42.8/20	19 - 25
C252 2273	Bracket:On Off Detector:Plotter	21 - 28
C252 2279	Bracket:Sensor:Master	21 - 18
C252 2281	Discharge Brush:Cutter	21 - 3
C252 2281	Discharge Brush:Cutter	19 - 1
C252 2340	Screen:B4:Ass'y	27 - 16
C252 2341	Screen:Legal:Ass'y	27 - 16
C252 2360	Flange:Drum:Left:Ass'y	27 - 8
C252 2362	Flange:Drum:Right:Ass'y	27 - 10
C252 2368	Shielding Plate:Drum	27 - 15
C252 2370	Spacer:Drum Shaft:Right	27 - 9
C252 2388	Stay:Screen:Front:B4	27 - 17
C252 2389	Stay:Screen:Rear:B4	27 - 18
C252 2390	Stay:Screen:Front:LG	27 - 17
C252 2391	Stay:Screen:Rear:LG	27 - 18
C252 2395	Plate:Thrust:Drum	27 - 13
C252 2396	Wedge:Plate:Thrust	27 - 12
C252 2397	Collar:Drum Shaft:Left	29 - 23
C252 2398	Spacer:Drum Shaft:Left	29 - 22
C252 2401	Clamp:Ass'y	27 - 1
C252 2402	Base:Clamp:Drum:Ass'y	27 - 3
C252 2405	Plate:Clamp	27 - 7
C252 2406	Shaft:Clamp:Drum	27 - 5
C252 2410	Torsion Spring:Pawl:Master Ejection:Master	27 - 25
C252 2412	Friction Pad:Screen:B4	27 - 32
C252 2413	Friction Pad:Screen:Small	27 - 31
C252 2414	Friction Pad:Screen:LG	27 - 32
C252 2422	Pump Unit:Ink:Ass'y	29 - 43
C252 2423	Pump:Ink:Ass'y	29 - 1
C252 2428	Valve:Pump:Ink	29 - 37
C252 2430	Base:Pump Unit:Ass'y	29 - 6
C252 2458	Oil Supply Roller:B4	29 - 13
C252 2459	Oil Supply Roller:LG	29 - 13

Part No.	Description	Page and Index No.
C252 2463	Stay:Main:Drum:B4	29 - 11
C252 2464	Stay:Main:Drum:LG	29 - 11
C252 2465	Stay:Sub:Drum:B4	29 - 14
C252 2466	Stay:Sub:Drum:LG	29 - 14
C252 2470	Stay:Ink Sensor	29 - 10
C252 2471	Ink Sensor:Ass'y	29 - 9
C252 2475	Side Plate:Roller:Ink:Left	29 - 20
C252 2476	Side Plate:Roller:Ink:Right:Ass'y	29 - 42
C252 2481	Drum Shaft:B4:Ass'y	29 - 8
C252 2485	Joint:Drum Shaft	29 - 31
C252 2487	Drum Shaft:LG:Ass'y	29 - 8
C252 2492	Tension Spring:Ring:Roller:Drum	29 - 16
C252 2495	Plate:Side Plate:Roller:Ink	29 - 21
C252 2504	Frame:Upper:Drum:Ass'y	25 - 29
C252 2519	Decal:Pull Out:Drum	47 - 13
C252 2520	Side Plate:Drum:Left	27 - 4
C252 2521	Side Plate:Drum:Right	27 - 14
C252 2526	Grip:Drum:Upper	25 - 32
C252 2530	Arm:Grip:Left	25 - 14
C252 2531	Arm:Grip:Right	25 - 10
C252 2533	Screw:Arm:Drum	25 - 19
C252 2534	Grip:Drum:Lower	25 - 16
C252 2535	Shaft:Contact Point:Arm:Drum	25 - 13
C252 2537	Housing:Ass'y	25 - 22
C252 2538	Bracket:Housing:Drum	25 - 21
C252 2543	Cover:Harness:Drum	25 - 18
C252 2551	Slider:Holder:Ink Cartridge	25 - 4
C252 2552	Screw:Slider	25 - 1
C252 2553	Rail:Holder:Left	25 - 7
C252 2554	Rail:Holder:Right	25 - 8
C252 2555	Guide:Slider:Right	25 - 5
C252 2556	Lever:Release:Holder:Ass'y	25 - 11
C252 2558	Base:Lever:Release	27 - 29
C252 2559	Spring:Pressure:Ink Cartridge	25 - 6
C252 2560	Spring:Lever:Release	25 - 12

Part No.	Description	Page and Index No.
C252 2561	Guide:Slider:Left	25 - 3
C252 2567	Stay:Coupling:Grip	25 - 27
C252 2571	Shield:Holder:Ink Cartridge	25 - 9
C252 2580	Dram Metal Screen:Drum:B4:Ass'y	27 - 20
C252 2583	Dram Metal Screen:Drum:Legal:Ass'y	27 - 20
C252 2601	Stay:Drum:Machine Or Copier:Ass'y	23 - 8
C252 2605	Positioning Pin:Drum:Ass'y	23 - 23
C252 2611	Bracket:Receptacle:Machine Or Copier	17 - 22
C252 2750	Paper Feed Tray:Ass'y	13 - 17
C252 2752	Paper Feed Tray	13 - 18
C252 2753	Bracket:Paper Feed Tray:Right	13 - 21
C252 2754	Bracket:Paper Feed Tray:Left	13 - 22
C252 2757	Base:Paper Feed Tray:Ass'y	13 - 15
C252 2760	Side Fence:Paper Feed:Ass'y	13 - 13
C252 2765	Lever:Lock:Side Fence	13 - 14
C252 2766	Guide:Side Fence	13 - 16
C252 2767	Pad:Plate:Paper:Ass'y	13 - 12
C252 2771	Shaft:Pressure:Paper Feed Tray	13 - 23
C252 2773	Bracket:Pressure:Paper Feed Tray	13 - 24
C252 2774	Shaft:Bracket:Pressure:Paper Feed Tray	13 - 26
C252 2775	Arm:Pressure:Paper Feed Tray	13 - 9
C252 2778	Collar:Start:Pressure:Paper Feed Tray	13 - 2
C252 2779	Lever:Pressure:Paper Feed Tray:Peen	13 - 8
C252 2782	Lever:Pressure:Paper Feed Tray	13 - 10
C252 2783	Knob:Lever:Pressure:Paper Feed Tray	11 - 11
C252 2783	Knob:Lever:Pressure:Paper Feed Tray	13 - 11
C252 2786	Lever:Change:Paper Feed Pressure:Peen	13 - 1
C252 2790	Arm:Change:Paper Feed Pressure	13 - 6
C252 2791	Spring:Pressure:Paper Feed Tray	13 - 7
C252 2801	Shaft:Paper Feed Roller	15 - 7
C252 2802	Roller:Paper Feed:Ass'y	15 - 6
C252 2806	Shaft:Drive:Paper Feed Roller:Ass'y	15 - 9
C252 2809	Bracket:Drive:Paper Feed Roller	37 - 1
C252 2810	Grip Rings:Mm8	15 - 4
C252 2820	Separation Pad:Ass'y	15 - 10

Part No.	Description	Page and Index No.
C252 2824	Drum Stay:Paper Feed:Ass'y	15 - 15
C252 2827	Adjusting Pin:Separation Sub-unit	15 - 13
C252 2831	Holder:Spring:Separation	15 - 12
C252 2832	Compression Spring:Separation Pad	15 - 11
C252 2835	Adjusting Pin:Separation Sub-unit:Auxiliary	15 - 14
C252 2838	Washer:Adjusting Pin	15 - 16
C252 2839	Slider:Separation Sub-unit	15 - 19
C252 2842	Lever:Separation Change	41 - 9
C252 2869	Bracket:Guide Plate:Front	17 - 19
C252 2870	Bracket:Guide Plate:Rear	17 - 17
C252 2872	Shaft:Swivel:Feed Roller:Upper	17 - 9
C252 2873	Feed Roller:Upper:Sub-ass'y	17 - 3
C252 2875	Arm:Pressure:Feed Roller:Ass'y	17 - 5
C252 2878	Spring:Pressure:Feed Roller	17 - 4
C252 2881	Feed Roller:Lower	17 - 2
C252 2885	Tension Spring:Bracket:Stepper Motor	37 - 16
C252 2887	Bracket:Stepper Motor:Feed	37 - 14
C252 2888	Pulley:Stepper Motor:Feed:23Z	37 - 15
C252 2891	Guide Plate:Feed Roller:Ass'y	17 - 18
C252 2900	Stay:Harness:Sensor:Ass'y	15 - 1
C252 3050	Pressure Roller:B4:Ass'y	23 - 16
C252 3052	Pressure Roller:LG:Ass'y	23 - 16
C252 3100	Side Plate:Pressure:Left:Ass'y	23 - 24
C252 3103	Side Plate:Pressure:Right:Ass'y	23 - 15
C252 3110	Arm:Pressure Roller:Left:Ass'y	23 - 21
C252 3113	Arm:Pressure Roller:Right:Ass'y	23 - 17
C252 3116	Bracket:Stopper:Pressure Roller	23 - 20
C252 3117	Stopper:Pressure Roller	23 - 19
C252 3120	Anchor:Spring:Pressure:Left:Ass'y	23 - 27
C252 3123	Anchor:Spring:Pressure:Right:Ass'y	23 - 11
C252 3130	DC Solenoid:Pressure Release:Left:Ass'y	23 - 25
C252 3131	Bracket:Pressure Release:Left:Ass'y	23 - 37
C252 3134	DC Solenoid:Pressure Release:Right:Ass'y	23 - 12
C252 3135	Bracket:Pressure Release:Right:Ass'y	23 - 39
C252 3140	Spring:Pressure:B4	23 - 14

Part No.	Description	Page and Index No.
C252 3141	Spring:Pressure:LG	23 - 14
C252 3160	Arm:Pressure Release:Left:Ass'y	23 - 38
C252 3165	Arm:Pressure Release:Right:Ass'y	23 - 40
C252 3400	Master Eject Unit	35 - *
C252 3466	Base:Master Ejection	35 - 12
C252 3467	Base:Air Knife	35 - 24
C252 3468	Bracket:Sensor:Master Ejection Unit	35 - 28
C252 3469	Duct:Air Knife	35 - 23
C252 3481	Roller:Upper:Master Ejection Unit	35 - 14
C252 3482	Roller:Lower:Master Ejection Unit:Ass'y	35 - 13
C252 3486	Bushing:Pressure:mm6	35 - 9
C252 3487	Spring:Pressure:Roller:Master Ejection	35 - 8
C252 3492	Gear:Roller:50/84	35 - 20
C252 3501	Side Plate:Front:Master Ejection:Ass'y	35 - 19
C252 3510	Case:Master Ejection Unit:Ass'y	35 - 1
C252 3521	Side Plate:Rear:Master Ejection:Ass'y	35 - 6
C252 3524	Bracket:Sensor:Pressure Plate	35 - 5
C252 3525	Gear:Pressure:15/124	35 - 10
C252 3553	Arm:Pressure:Master Ejection	35 - 16
C252 3554	Shaft:Pressure:Master Ejection Unit	35 - 18
C252 3556	Spring:Pressure:Master Ejection:13.98n	35 - 15
C252 3567	Guide Plate:Pressure:Master Ejection:Ass'y	35 - 3
C252 3577	Plate:Master	35 - 2
C252 3656	Pressure Plate:Master Ejection	35 - 17
C252 3684	Gear:Pressure Plate:Master Ejection	35 - 7
C252 3800	Paper Delivery Unit	31 - *
C252 3801	Drum Stay:Paper Exit Sub-unit:Ass'y	41 - 3
C252 3802	Paper Delivery Unit - CHN	31 - *
C252 3852	Bracket:Fan:Hale Unit	31 - 10
C252 3875	Timing Pulley:Drive:Hale Unit	31 - 6
C252 3876	Bushing:Hale Unit:Eak-3	31 - 4
C252 3881	Bracket:Drum Stay:Paper Exit Sub-unit	41 - 4
C252 3885	Discharge Brush:Long:Paper Exit Sub-unit	41 - 5
C252 3886	Discharge Brush:Short:Paper Exit Sub-unit	41 - 6
C252 3894	Shaft:Drive:Hale Unit	31 - 3

Part No.	Description	Page and Index No.
C252 4001	Base:Clamp:Open And Close:Ass'y	39 - 7
C252 4052	Rack:Drive:Clamp	39 - 12
C252 4052	Rack:Drive:Clamp	39 - 19
C252 4055	Lever:Drive:Master Feed:Peen	39 - 6
C252 4059	Lever:Drive:Master Ejection:Peen	39 - 8
C252 4062	Guide:Positioning:Drum	39 - 11
C252 4063	Guide:Clamp:Master Feed	39 - 5
C252 4064	Side Plate:Drive Sub-unit:Clamp:Ass'y	37 - 22
C252 4068	Gear:Drive:Rack	37 - 25
C252 4069	Gear:Slow Down	37 - 24
C252 4201	Paper Delivery Table	33 - *
C252 4365	Pickoff Pawl:Exit	23 - 3
C252 4402	Guide Plate:Stay:Front:Paper Exit Sub-unit	33 - 14
C252 4403	Guide Plate:Stay:Rear:Paper Exit Sub-unit	33 - 15
C252 4407	End Plate:Paper Exit Sub-unit	33 - 5
C252 4408	Knob:Side Fence:Paper Exit Sub-unit	33 - 3
C252 4412	Bracket:End Plate:Ass'y	33 - 9
C252 4415	Sheet:End Plate	33 - 10
C252 4425	Side Fence:Paper Exit Sub-unit	33 - 1
C252 4426	Stay:Side Fence:Paper Exit Sub-unit	33 - 2
C252 4441	Bracket:Paper Exit Sub-unit:Fix:Rear:Ass'y	33 - 16
C252 4481	Arm:Drive:Pickoff Pawl	23 - 2
C252 4482	Shaft:Pickoff Pawl	23 - 4
C252 4485	Bracket:Roller:Pressure Release:Pickoff	23 - 6
C252 5016	Power Supply Cord:CHN:Ass'y	37 - 12
C252 5017	Power Supply Cord:EU:Ass'y	37 - 12
C252 5019	Power Supply Cord:LA:Ass'y	37 - 12
C252 5100	Printed Circuit Board:MPU:Ass'y	37 - 4
C252 5100	Printed Circuit Board:Mpu:Ass'y	45 - *
C252 5105	Eprom:Printed Circuit Board:MPU	37 - 5
C252 5105	EPROM:Printed Circuit Board:MPU	45 - 1
C252 5111	Printed Circuit Board:MPU	45 - 3
C252 5145	IC:LC272C9BT-WA5	45 - 4
C252 5146	LSI:LC821033	45 - 5
C252 5160	PCB:Operation Sub-unit:Ass'y	9 - 15

Part No.	Description	Page and Index No.
C252 5200	Harness:DC Drive:Ass'y	37 - 3
C252 5201	Harness:Motor:Ass'y	37 - 6
C252 5220	Ground Wire:Paper Feed Tray:Ass'y	13 - 19
C252 5230	Harness:Master Ejection Unit:Ass'y	35 - 26
C252 5240	Harness:Imaging Unit:Ass'y	21 - 12
C252 5241	Harness:Stepper Motor:Ass'y	21 - 22
C252 5250	Harness:Drum:Connecting:Ass'y	25 - 2
C252 5251	Harness:Connecting:Ink:Pump:Ass'y	29 - 41
C252 5252	Harness:Connecting:Drum:Ass'y	17 - 20
C252 5253	Harness:Ink Sensor:Ass'y	29 - 24
C252 5254	Harness:Connecting:Ink:Pump:LG	29 - 41
C252 5260	Harness:Hale Unit:Ass'y	31 - 13
C252 5270	Harness:Connecting:Sensor:Ass'y	17 - 12
C252 5280	Harness:Cis:Ass'y	11 - 7
C252 5281	Harness:Original Sensor:Leading Edge:Ass'y	11 - 22
C252 5290	Harness:Brushless Motor:Ass'y	41 - 10
C252 5290	Harness:Brushless Motor:Ass'y	37 - 31
C252 5300	DC Power Supply Board - 120V	37 - 7
C252 5310	DC Power Supply Board - 220V	37 - 7
C252 5606	Lever:Safety Switch	37 - 28
C252 5607	Bracket:On Off Detector:Plotter	37 - 29
C252 5608	Bracket:Base:Fix	39 - 1
C252 5609	Bracket:Control Board:Fix	39 - 17
C252 5610	Bracket:Home Position Sensor	37 - 19
C252 5611	Bracket:Sensor:Paper Feed Control	23 - 10
C252 5613	Bracket:Fix:Power Supply Unit	39 - 13
C252 5614	Bracket:Earth:Power Supply Unit	39 - 14
C252 5685	Bracket:On Off Detector:Door	23 - 29
C252 5686	Screw:Round Point:Safety Switch	23 - 32
C252 5686	Screw:Round Point:Safety Switch	37 - 26
C252 5800	Brushless Motor:DC24V:64.7W	41 - 12
C252 5824	Fan:Dc24V:0.66A	35 - 30
C252 5824	Fan:DC24V:0.66A	31 - 11
C252 5843	Stepper Motor:mm42:Plotter:Ass'y	11 - 29
C252 5843	Stepper Motor:Mm42:Plotter:Ass'y	21 - 23

Part No.	Description	Page and Index No.
C252 5843	Stepper Motor:Mm42:Plotter:Ass'y	37 - 21
C252 5843	Stepper Motor:Mm42:Plotter:Ass'y	35 - 11
C252 5876	Stepper Motor:mm56x54	37 - 13
C252 5879	Magnetic Clutch:Paper Feed Roller	37 - 18
C252 8600	Operating Instructions - ENG EU RIC	47 - 14
C252 8601	Operating Instructions - ENG EU NRG	47 - 14
C252 8602	Operating Instructions - CHN RIC	47 - 14
C252 8603	Operating Instructions - CHN GES	47 - 14
C252 8604	Operating Instructions - ENG LA	47 - 14
C252 8610	Operating Instruction Chart - ENG EU	47 - 15
C252 8612	Operating Instruction Chart - CHN	47 - 15
C252 8614	Operating Instruction Chart - ENG LA	47 - 15
C252 8616	Installation Roller And Pad - ENG	47 - 16
C252 8618	Installation Roller And Pad - CHN	47 - 16

Part No.	Description	Page and Index No.
A204 1299	Decal (CHN)	7 - 12
A204 1299	Decal	47 - 1
C200 2266	Bearing Holder	17 - 23
C200 4748	Gear - 45T	29 - 25
C200 4814	Bushing - 6x10x55mm	29 - 5
C201 4604	Drum Rail Roller	15 - 17
C201 4604	Drum Rail Roller	25 - 24
C201 4604	Drum Rail Roller	13 - 25
C201 4665	Bearing Holder	29 - 40
C203 8137	Master Sensor	35 - 25
C207 4672	Gear - 36Z	29 - 39
C217 4426	Shoulder Screw	39 - 9
C217 4581	Ink Roller Drive Gear	27 - 27
C217 4598	Front Drum Blade	29 - 27
C217 4599	Rear Drum Blade	29 - 28
C217 5102	Spring Washer	19 - 27
C217 8446	Photointerruptor - Master Eject	35 - 27
C218 2071	Safety Swtich Stopper - LT	37 - 27
C218 2173	Support Plate - Safety Switch - LT	23 - 33
C218 2173	Support Plate - Safety Switch - LT	37 - 30
C218 4558	Front Doctor Roller Ring	29 - 15
C218 4559	Rear Doctor Roller Ring	29 - 18
C218 4592	Front Bank Plate	29 - 17
C218 4594	Rear Bank Plate	29 - 19
C224 2172	Safety Switch Lever	23 - 31
C225 6013	Idle Gear	29 - 3
C229 2391	Stopper Bracket	25 - 28
C229 2394	Spring Plate	25 - 33
C229 2396	Spring Plate	25 - 25
C229 2525	Bushing - Pump Drive Gear	29 - 35
C229 2529	Ink Supply Motor	29 - 7
C229 2615	Slide Rail Roller	23 - 7
C229 2633	Stepped Screw	17 - 21
C229 2840	Pad	13 - 28
C229 2907	Registration Roller Pulley - 14z	17 - 25

Part No.	Description	Page and Index No.
C229 5803	DC Motor - 5W	29 - 29
C229 5807	Photosensor - Gp2a25	17 - 13
C231 2135	Platen Gear - 2	21 - 25
C231 2147	Idler Gear	19 - 10
C231 2148	Tension Roller Gear	19 - 9
C231 2234	Brake Pad	21 - 31
C231 2271	Cutter Unit	19 - 18
C231 2411	Rear Sensor Sheet	27 - 21
C231 2417	Master Exit Pawls	27 - 2
C231 2435	Worm Wheel	29 - 4
C231 2437	Pump Drive Gear	29 - 2
C231 2450	Ink Roller - B4	29 - 12
C231 2456	Ink Roller - LG	29 - 12
C231 2565	Ink Cartridge Joint	27 - 28
C231 2766	Pressure Pin	17 - 8
C231 3489	Lower Roller Gear	35 - 21
C231 3494	Gear - Lower Roller	35 - 22
C231 3861	Duct	31 - 7
C231 3877	Driven Shaft	31 - 9
C231 3878	Transport Belt	31 - 1
C231 4401	Front Stay	33 - 12
C231 4402	Rear Stay	33 - 13
C231 4409	Support Plate	33 - 11
C231 4420	Slider Spring Plate	33 - 6
C236 2844	Stepped Screw	17 - 14
C236 2844	Stepped Screw	15 - 8
C237 2460	Gear:Drive:Roller:Ink	29 - 34
C237 3505	Pin 3x16	35 - 29
C237 5140	IC - LC27273B-TD9	45 - 2
C238 1057	Rubber Foot	41 - 14
C238 1312	Decal - Exit Pawl	7 - 21
C238 1312	Decal - Exit Pawl	47 - 2
C238 1961	Rear Spring	19 - 26
C238 1962	Front Spring	19 - 29
C238 1971	Decal - Left Hand	19 - 2

Part No.	Description	Page and Index No.
C238 1971	Decal - Left Hand	47 - 3
C238 1972	Decal - Right Hand	47 - 4
C238 1972	Decal - Right Hand	19 - 3
C238 2037	Lever Knob	19 - 14
C238 2039	Lever Spring	19 - 13
C238 2054	Position Spring	21 - 10
C238 2055	Master Position Plate	21 - 7
C238 2065	Brake Roller Spring	21 - 9
C238 2078	Brake Roller Shoe	21 - 6
C238 2106	Ball Bearing - 6x13x5mm	19 - 12
C238 2230	Brake Shoe	21 - 30
C238 2368	Drum Drive Gear	27 - 11
C238 2390	Drum Sensor Sheet	27 - 19
C238 2410	Clamper Rear Spring	27 - 6
C238 2412	Clamper Cam	27 - 30
C238 2468	Ground Plate	29 - 36
C238 2469	Doctor Roller Drive Gear	29 - 38
C238 2488	Rubber Bushing	29 - 33
C238 2489	Rubber Bushing Plate	25 - 20
C238 2489	Rubber Bushing Plate	29 - 32
C238 2524	Left Drum Grip	25 - 31
C238 2525	Right Drum Grip	25 - 30
C238 2570	Stopper Bracket	27 - 24
C238 2571	Drum Stopper	27 - 23
C238 2572	Stopper Spring	27 - 22
C238 2573	Stepped Screw	25 - 23
C238 2574	Slider	25 - 17
C238 2585	Screw Mm6x1.7	25 - 26
C238 2585	Screw Mm6x1.7	27 - 26
C238 2853	Sensor Cleaning Spring	17 - 15
C238 2855	Sensor Cleaning Lever	17 - 10
C238 2856	Sensor Cleaning Brush	17 - 16
C238 2893	Upper Registration Arm	17 - 6
C238 2898	Upper Registration Shaft1	17 - 7
C238 2921	Registration Sensor Bracket	17 - 11

Part No.	Description	Page and Index No.
C238 2932	Lever Knob	41 - 17
C238 2932	Lever Knob	13 - 5
C238 2948	Timing Belt - 140-XL-050	17 - 24
C238 3126	Pressure Spring Screw	23 - 13
C238 3127	Pressure Spring Nut	23 - 36
C238 3137	Solenoid Spring	23 - 26
C238 3889	Drive Roller	31 - 2
C238 3890	Drive Roller - Drum Side	31 - 8
C238 4070	Eject Clamp Pusher	39 - 10
C238 4349	Spring	23 - 28
C238 4421	Slider Cover	33 - 7
C238 4456	Slider Cover	33 - 8
C238 4479	Bushing	23 - 30
C238 4483	Exit Pawl Drive Arm 2	23 - 5
C239 5829	Master Duct Sensor	21 - 17
C247 2461	Adjusting Plate - Doctor Roller	29 - 26
C248 4390	Bottom Plate	33 - 4
H012 1181	Bushing- 6mm	19 - 7
H535 4201	Document Tray	7 - 2
H545 4311	Document Table - 1	7 - 3
H545 4315	Document Tray Extention	7 - 1

Part No.	Description	Page and Index No.
AA00 1381	Label:FCC/15-B:CSA:CLASS-A	7 - 12
AA13 2169	Spacer - 5.7x16x1.5	7 - 28
AA14 3500	Stepped Screw - M6	13 - 20
AA14 3500	Stepped Screw - M6	33 - 17
AG07 0004	Magnetic Catch	7 - 16
AG07 0014	Magnet Catch	7 - 26
AW01 0076	Photosensor - PS-117D1	31 - 12
AW01 0098	Photointerrupter - GP2A231LRSA	11 - 21
AW02 0075	Photointerruptor	37 - 20
AW02 0075	Photointerruptor	23 - 9
AW02 0086	Photointerruptor	35 - 4
AW02 0086	Photointerruptor	21 - 29
AW02 0086	Photointerruptor	37 - 23
AX31 0038	Total Counter 2nd	23 - 35
AX31 0042	Total Counter - 6fig 24V	23 - 34

Part No.	Description	Page and Index No.
0314 0080Z	Philips Screw - 4x8	15 -110
0314 0080Z	Philips Screw - 4x8	29 -107
0352 0080B	Screw M2.5x8	21 -108
0353 0040B	Screw - M3x4	35 -108
0353 0050Z	Philips Truss Head Screw - M3x5	29 -112
0353 0050Z	Philips Truss Head Screw - M3x5	25 -104
0353 0060Z	Screw - M3X6	7 -106
0353 0060Z	Screw - M3X6	37 -105
0353 0060Z	Screw - M3x6	35 -105
0353 0060Z	Screw - M3X6	11 -102
0353 0060Z	Screw - M3X6	21 -102
0353 0060Z	Screw - M3X6	11 -108
0353 0060Z	Screw - M3X6	23 -107
0353 0080Z	Philips Truss Head Screw - M3x8	25 -108
0354 0040Z	Screw - M4X4	23 -115
0354 0060Z	Philips Truss Head Screw - M4x6	27 -104
0354 0060Z	Philips Truss Head Screw - M4x6	29 -111
0354 0060Z	Philips Truss Head Screw - M4x6	25 -102
0354 0080B	Screw - M4X8	13 -107
0354 0080B	Screw - M4X8	37 -107
0354 0350B	Screw:M4x35	31 -103
0354 0350B	Screw:M4x35	35 -109
0450 3006B	Tapping Screw - M3x6	7 -102
0450 3006B	Tapping Screw - M3x6	15 -108
0450 3006B	Tapping Screw - M3x8	35 -101
0450 3008B	Tapping Screw - M3x8	7 -103
0450 3008B	Tapping Screw - M3x8	27 -105
0450 3008W	Philips Tapping Screw - M3x8	19 -107
0450 3012B	Tapping Screw - 3x12	33 -102
0450 4006B	Tapping Screw - 4x6	25 -107
0450 4008B	Tapping Screw - 4x8	31 -102
0450 4008B	Tapping Screw - 4x8	7 -105
0450 4008B	Tapping Screw - 4x8	13 -106
0450 4010B	Tapping Screw - 4x10	33 -104
0451 3006B	Tapping Screw - M3x6	21 -101

Part No.	Description	Page and Index No.
0451 3006B	Tapping Screw - M3x6	17 -101
0451 3006B	Tapping Screw - M3x6	19 -101
0451 3006B	Tapping Screw - M3x6	41 -101
0451 3006B	Tapping Screw - M3x6	15 -106
0451 3006B	Tapping Screw - M3x6	29 -109
0451 3006B	Tapping Screw - M3x6	33 -106
0451 3006B	Tapping Screw - M3x6	35 -102
0451 3006B	Tapping Screw - M3x6	37 -102
0451 3006B	Tapping Screw - M3x6	11 -101
0451 3006B	Tapping Screw - M3x6	39 -103
0451 3008H	Tapping Screw - M3x8	41 -102
0451 3008H	Tapping Screw - M3x8	19 -106
0451 3008W	Tapping Screw M3x8	33 -103
0451 3008W	Tapping Screw M3x8	11 -106
0451 3008W	Tapping Screw M3x8	19 -105
0451 4006B	Tapping Screw - 4x6	41 -103
0451 4006B	Tapping Screw - 4x6	23 -109
0451 4006B	Tapping Screw - 4x6	37 -101
0451 4006B	Tapping Screw - 4x6	39 -101
0451 4006B	Tapping Screw - 4x6	13 -105
0451 4006B	Tapping Screw - 4x6	17 -102
0451 4006B	Tapping Screw - 4x6	15 -107
0451 4008B	Philips Tapping Screw - M4x8	17 -103
0451 4008H	Tapping Screw - 4x8	7 -101
0451 4008W	Tapping Screw - M4x8	33 -105
0451 4008W	Tapping Screw - M4x8	31 -101
0452 3006B	Tapping Screw - M3x6	27 -106
0452 3008B	Tapping Screw - M3x8	7 -104
0452 3008B	Tapping Screw - M3x8	9 -101
0453 3006B	Tapping Screw - M3x6	17 -107
0453 3006B	Tapping Screw - M3x6	23 -108
0574 0040E	Hexagon Headless Set Screw - M4x4	19 -103
0574 0040E	Hexagon Headless Set Screw - M4x4	29 -105
0574 0050E	Hexagon Headless Set Screw - M4x5	17 -115
0574 0080E	Hexagon Headless Set Screw - M4x8	37 -108

Part No.	Description	Page and Index No.
0584 0121Z	Hexagon Bolt - M4x12	23 -102
0593 0040B	Hexagonal Set Screw - M3x4	23 -116
0593 0080E	Bolt - M3x8	23 -101
0593 0100Z	Bolt M3x10	27 -107
0594 0060Z	Hexagon Socket Bolt - M4x6	25 -106
0594 0080E	Bolt - M4x8	17 -106
0594 0080Z	Bolt - M4x8	29 -104
0594 0080Z	Bolt - M4x8	27 -108
0633 0140G	Parallel Pin - 3x14	31 -105
0701 0030Z	Flat Washer - M3	23 -104
0701 0040Z	Flat Washer - M4	17 -111
0701 0060Z	Flat Washer - M6	17 -110
0710 0040Z	Hex Nut 4	23 -103
0720 0020E	Retaining Ring - M2	27 -101
0720 0030Z	Retaining Ring - M3	15 -104
0720 0030Z	Retaining Ring - M3	11 -103
0720 0030Z	Retaining Ring - M3	13 -104
0720 0040E	Retaining Ring - M4	11 -104
0720 0040E	Retaining Ring - M4	39 -106
0720 0040E	Retaining Ring - M4	35 -104
0720 0040E	Retaining Ring - M4	13 -101
0720 0040E	Retaining Ring - M4	15 -109
0720 0040E	Retaining Ring - M4	21 -105
0720 0040E	Retaining Ring - M4	17 -108
0720 0040E	Retaining Ring - M4	23 -111
0720 0040E	Retaining Ring - M4	19 -102
0720 0040Z	Retaining Ring - M4	25 -103
0720 0050Z	Retaining Ring - M5	29 -108
0720 0050Z	Retaining Ring - M5	15 -104
0720 0060E	Retaining Ring - M6	25 -101
0720 0060E	Retaining Ring - M6	31 -104
0720 0060E	Retaining Ring - M6	13 -102
0720 0060E	Retaining Ring - M6	39 -107
0720 0060E	Retaining Ring - M6	23 -110
0720 0060Z	Retaining Ring - M6	25 -109

Part No.	Description	Page and Index No.
0720 0060Z	Retaining Ring - M6	29 -101
0720 0070E	Retaining Ring - M7	15 -103
0720 0080E	Retaining Ring - M8	15 -105
0720 0080E	Retaining Ring - M8	23 -112
0720 0080E	Retaining Ring - M8	17 -109
0720 0080E	Retaining Ring - M8	13 -103
0725 0160E	Retaining Ring C - M16	29 -103
0740 3008	Ball Bearing - 8x22x7	17 -104
0740 3010	Ball Bearing - 10x26x8mm	39 -105
0740 3010	Ball Bearing - 10x26x8mm	41 -107
0741 3706	Ball Bearing - 6x10x3	17 -114
0801 0103	Screw - M4X8	25 -110
0801 1004	Screw - M4X4	27 -112
0802 5276	Tapping Screw With Washer - M3x6	21 -103
0802 5276	Tapping Screw With Washer - M3x6	19 -104
0802 5276	Tapping Screw With Washer - M3x6	39 -104
0802 5282	Tapping Screw - M4x8	23 -105
0802 5282	Tapping Screw - M4x8	39 -102
0802 5282	Tapping Screw - M4x8	37 -103
0802 5282	Tapping Screw - M4x8	17 -105
0804 6058	Knob Screw	33 -101
0804 6091	Hexagonal Set Screw - M2x5	27 -110
0804 6107	Hexagon Bolt - M2x4	27 -103
0805 0092	Retaining Ring - 3m	11 -105
0805 3385	Bushing - 6mm	35 -103
0805 3480	Bushing - 6mm	11 -107
0807 5049	Wave Washer - 8 Mm	25 -105
0807 7046	Washer - 10.5x20x0.2mm	41 -106
0807 7114	Washer - 16x24x0.3mm	27 -109
0807 7114	Washer - 16x24x0.3mm	29 -102
0808 0021	Rubber Ring	27 -111
0951 3006Z	Philips Screw With Flat Washer - M3	27 -114
0951 3008Z	Philips Screw With Flat Washer - M3	27 -115
0951 3010Z	Philips Screw With Flat Washer - M3	35 -106
0951 3014Z	Philips Screw W/h Flat Waser-M3x14	23 -106

Part No.	Description	Page and Index No.
0951 3014Z	Philips Screw W/h Flat Waser-M3x14	37 -104
0951 4006Z	Philips Screw With Flat Washer - M4	29 -106
0951 4020B	Philips Screw With Washer - M4x20	41 -105
0951 5010B	Philips Screw With Washer - M5x10	41 -104
0954 3008B	Philips Screw - M3x8	35 -107
0954 4008B	Philips Screw - M4x8	37 -106
1101 0328	Connector Pin Contact	45 -101
1102 4684	Connector - 5566-06R-210	45 -102
1102 5301	Connector - 2P	45 -103
1102 7455	Connector - FX6-60S-0.8SV2	45 -104
1102 8553	Connector - 3-353308-6	45 -105
1102 9118	Connector:1-353297-9	45 -106
1102 9119	Connector:2-353297-0	45 -107
1102 9121	Connector:2-353308-4	45 -108
1102 9124	Connector:3-353308-0	45 -109
1102 9126	Connector:4-353308-0	45 -110
1102 9315	Connector:B5P-VH-FB-B	45 -111
1104 0351	Fuse Holder	45 -112
1104 0589	DIP Socket - 32p	45 -113
1105 0283	Clamp	27 -102
1105 0283	Clamp	29 -110
1105 0328	Harness Clamp - ES-0505	27 -113
1105 0487	Harness Clamp	17 -112
1105 0487	Harness Clamp	37 -115
1105 0487	Harness Clamp	23 -117
1105 0488	Harness Clamp	21 -106
1105 0488	Harness Clamp	39 -108
1105 0488	Harness Clamp	41 -109
1105 0488	Harness Clamp	11 -112
1105 0488	Harness Clamp	37 -118
1105 0511	Harness Clamp - LWS-0306ZC	15 -102
1105 0511	Harness Clamp - LWS-0306ZC	37 -114
1105 0511	Harness Clamp - LWS-0306ZC	21 -107
1105 0511	Harness Clamp - LWS-0306ZC	11 -110
1105 0511	Harness Clamp - LWS-0306ZC	17 -113

Part No.	Description	Page and Index No.
1105 0511	Harness Clamp - LWS-0306ZC	41 -110
1105 0516	Clamp	35 -110
1105 0516	Clamp	11 -111
1105 0521	Clamp - LES-1017	37 -112
1105 0522	Edge Saddle - Les0510	17 -116
1105 0522	Edge Saddle - Les0510	15 -101
1105 0522	Edge Saddle - LES0510	37 -113
1105 0522	Edge Saddle - Les0510	11 -109
1105 0522	Edge Saddle - LES0510	23 -113
1105 0551	Clamp:LES-0505	35 -111
1106 0851	Bush:NJ-16	41 -108
1106 0851	Bush:NJ-16	21 -109
1107 0392	Fuse - 6.3A 125V	37 -110
1107 0880	Fuse - 6.3A 250V	37 -111
1107 0922	Fuse - 2A 250V	45 -114
1204 1537	DIP Switch	45 -115
1204 2497	Micro Switch	37 -109
1204 2497	Micro Switch	23 -114
1400 0440	Transistor - DTD144EK	45 -116
1400 0688	Transistor -DTC143ZUA	45 -117
1402 0804	Silicon Diode - 45V - 0.3A	45 -118
1402 1336	Diode - 1SS355	45 -119
1403 0829	Diode - SEC1201C	45 -120
1407 1535	IC - TD62308AP	45 -121
1407 3281	IC - TC74HCU04AF	45 -122
1407 5162	IC - HD6412350F20	45 -123
1407 5346	IC - SN74LS74ANS	45 -124
1407 5347	IC - SN74LV08APW	45 -125
1407 5353	IC - SN74LV244APW	45 -126
1407 5642	IC - TE7753	45 -127
1407 5744	IC - STK672-330	45 -128
1408 0575	IC - M51957BFP	45 -129
1408 0595	IC - NJM2904M	45 -130
1408 0826	IC - TA8428K	45 -131
1408 1295	IC - UPC2933T	45 -132

Part No.	Description	Page and Index No.
1408 1337	Series Regulator:TA78M18S	45 -133
1408 1410	IC - STK672-120	45 -134
1408 1466	Series Regulator - TA78M05S	45 -135
1408 1549	IC - STK672-210	45 -136
1408 1714	Timer IC:NE555D	45 -137
1408 1849	Operational Amplifier:NJM2716F	45 -138
1503 0069	Oscillator - 8.00MHz	45 -139
1503 0993	Crystal Oscillator- 14.7456MHz	45 -140
1601 7752	Resistor Array - 10K Ω \pm 5%	45 -141
1601 7780	Resistor	45 -142
1601 7867	Resistor - 33 Ω \pm 5% 1/16W	45 -143
1601 8608	Resistor - 200K Ω \pm 10% 0.5W	45 -144
1601 8609	Resistance:20K Ω : \pm 10%:0.5W	45 -145
1605 0744	Capacitor - EMK212F105Z	45 -146
1605 1136	Ceramic Capacitor - 33000pF \pm 10% 2	45 -147
1605 1161	Capacitor - 0.33 μ F \pm 10% 10V	45 -148
1605 1190	Ceramic Capacitor - 0.022 μ F \pm 10% 50V	45 -149
1606 1875	Capacitor - 0.0022 μ F \pm 5% 50V	45 -150
1607 0477	Coil - BLM21A121SPB	45 -151
1640 1101	Capacitor - 100 μ F - \pm 20% 16V	45 -152
1640 2470	Capacitor - 47 μ F \pm 20% 25V	45 -153
1640 5100	Capacitor - 10 μ F +20% 50	45 -154
1640 5101	Capacitor - 100 μ F \pm 20% 50V	45 -155
1650 2101	Resistor - 100 Ω \pm 5% 1/4W	45 -156
1650 3102	Resistor:1k Ω : \pm 5%:1/8W:2125	45 -157
1650 3103	Chip Resistor - 10k Ω \pm 5% 1/8W	45 -158
1650 3105	Resistor:1m Ω : \pm 5%:1/8W	45 -159
1650 3151	Resistor - 150 Ω \pm 5%1/8W	45 -160
1650 3202	Chip Resistor:2K Ω : \pm 5%:1/8W:2125	45 -161
1650 3332	Resistor:3.3k Ω : \pm 5%:1/8W	45 -162
1650 3683	Chip Resistor:68K Ω : \pm 5%:1/8W:2125	45 -163
1650 3824	Chip Resistor:820K Ω : \pm 5%:1/8W:2125	45 -164
1650 3913	Chip Resistor:91K Ω \pm 5%:1/8W:2125	45 -165
1650 4102	Resistor - 1K Ω \pm 5% 1/10W	45 -166
1650 4103	Resistor - 10K Ω \pm 5% 1/10W	45 -167

Part No.	Description	Page and Index No.
1650 4105	Resistor - 1M Ω \pm 5% 1/10W	45 -168
1650 4163	Resistor 16k Ω \pm 5% 1/10w 1608	45 -169
1650 4330	Chip Resistor - 33 Ω \pm 5% 1/10W	45 -170
1650 4332	Resistor - 3.3K Ω \pm 5%1/10W	45 -171
1650 4472	Resistor - 4.7K Ω \pm 5% 1/10W	45 -172
1650 4473	Resistor - 47K Ω \pm 5%1/10W	45 -173
1653 1001	Resistor - 1K Ω \pm 1% 1/8W	45 -174
1653 1002	Chip Resistor - 10k Ω \pm 1% 1/8W	45 -175
1653 1501	Chip Resistor:1.5K Ω : \pm 1%:1/8W:2125	45 -176
1653 1504	Chip Resistor:1.5M Ω : \pm 1%:1/8W:2125	45 -177
1653 1781	Chip Resistor:1.78K Ω : \pm 1%:1/8W:2125	45 -178
1653 1911	Resistor - 1.91K Ω \pm 1% 1/8W	45 -179
1653 3002	Chip Resistor:30K Ω : \pm 1%:1/8W:2125	45 -180
1653 3741	Chip Resistor -3.74k Ω \pm 1% 1/8W	45 -181
1653 4421	Chip Resistor:4.42K Ω : \pm 1%:1/8W:2125	45 -182
1653 5101	Chip Resistor:5.1K Ω : \pm 1%:1/8W:2125	45 -183
1653 5621	Chip Resistor:5.62K Ω : \pm 1%:1/8W:2125	45 -184
1653 8200	Chip Resistor:820 Ω : \pm 1%:1/8W	45 -185
1654 0000	Resistor - 0 Ω 1608	45 -186
1654 3009	Chip Resistor:30 Ω : \pm 1%:1/10W:1608	45 -187
1654 4421	Chip Resistor:4.42K Ω : \pm 1%:1/10W:1608	45 -188
1654 6040	Resistor 604 Ω \pm 1% 1/10W	45 -189
1654 7150	Chip Resistor:715 Ω : \pm 1%:1/10W:1608	45 -190
1660 0100	Capacitor - 10PF \pm 0.5pF 50V	45 -191
1660 2101	Capacitor - 100pF - \pm 10% - 50V	45 -192
1660 2151	Capacitor - 150pF \pm 20% 35V	45 -193
1660 2220	Capacitor - 22pF \pm 20% 35V	45 -194
1660 2270	Capacitor - 27pF \pm 20% 35V	45 -195
1660 2471	Capacitor - 470pF - \pm 5% - 50V	45 -196
1660 4102	Capacitor - 1000pF \pm 10% 50V	45 -197
1660 4103	Capacitor - 10000pF - \pm 10% - 50V	45 -198
1660 8104	Capacitor - 0.1 μ F +80-20% 25V	45 -199
1905 0007	Uveprom 1m X8 100ns	45 -200
2803 0006	Cord Binder	7 - 4

Part No.	Description	Page and Index No.
5053 0419	Bushing - 10mm	13 - 27
5053 0419	Bushing - 10mm	15 - 3
5053 0419	Bushing - 10mm	17 - 26
5053 0419	Bushing - 10mm	23 - 18
5053 0447	Bushing - 6mm	37 - 17
5215 2621	Snap Ring - M6	31 - 5
5316 7421	O - Ring	29 - 30
5419 5714	Stepped Screw - M4	7 - 14
5419 5714	Stepped Screw - M4	15 - 18
5506 6111	Stepped Screw - M4	23 - 22
5606 2066	Paper Feed Guide Disc	15 - 5
5607 3927	Stepped Screw - M3x8	41 - 8